



DORCHESTER HOTEL

DEANERY STREET

77 SOUTH AUDLEY STREET DEVELOPMENT

LIMIT OF WORKS

RELAY EXISTING KERBS AND PAVING 1.0m BEYOND THE EXTENT OF WORKS TO TIE INTO EXISTING LEVELS
















ASPHALT TO BE REMOVED FROM EXISTING RECESSED COVER AND 'LIGHT COLOUR MIX' GRANITE SETTS INSTALLED

ACO DRAIN TO BE INSTALLED BY OTHERS

DEANERY MEWS

RELAY EXISTING KERBS AND PAVING 1.0m BEYOND THE EXTENT OF WORKS TO TIE INTO EXISTING LEVELS

DEANERY STREET

- KEY**
-  PROPOSED 400x400x63mm CONCRETE PAVERS LAID ON 50mm SAND/CEMENT BED AND 100mm C16/20 SRC CONCRETE BASE
 -  NEW FINE PICKED DARK GRANITE SETTS MIX 250x150x150mm 60% PROSPERO, 25% DARK GREY AND 15% BLACK LAID ON 50mm STEINTEC TUFF-BED MORTAR AND 200mm C16/20 SRC CONCRETE BASE, STEINTEC 'TUFF-TOP' GROUT TO BE APPLIED BETWEEN SETTS
 -  NEW FINE PICKED LIGHT GRANITE SETTS MIX 250x150x150mm 60% ROSALIND, 25% CALLISTO AND 15% PAN LAID ON 50mm STEINTEC TUFF-BED MORTAR AND 200mm C16/20 SRC CONCRETE BASE, STEINTEC 'TUFF-TOP' GROUT TO BE APPLIED BETWEEN SETTS
 -  NEW 40mm HRA 35/14 F SURFACE COURSE LAID ON 60mm AC20 DBM BIN 40/60 BINDER COURSE
 -  PROPOSED VEHICLE ENTRANCE RAMP
 -  PROPOSED 150x300mm GRANITE KERB ON 150mm SRC CONCRETE CLASS C16/20 TO BSEN 206
 -  PROPOSED 150x300mm 45° SPLOYED GRANITE KERB (FRONT EDGE TO BE FLUSH WITH CARRIAGEWAY) ON 150mm SRC CONCRETE CLASS C16/20 TO BSEN 206
 -  PROPOSED 150x300mm FLUSH GRANITE KERB LAID ON 150mm SRC CONCRETE CLASS C16/20 TO BSEN 206 WITH 6mm UPSTAND (MAX)
 -  PROPOSED DROPPER/ TRANSITION KERB
 -  PROPOSED PRIMROSE YELLOW LINE MARKINGS (50mm WIDE)
 -  PROPOSED NEW GULLY WITH CYCLE FRIENDLY COVER AND FRAME
 -  EXISTING COVER TO BE RAISED/LOWERED TO SUIT NEW LEVELS
 -  NEW RECESSED UTILITY COVER WITH STATUTORY EMBLEM. COVER TO BE INFILLED WITH SURROUNDING MATERIAL
 -  EXISTING 150x300mm GRANITE KERB
 -  EXISTING LINE MARKING

- NOTES :**
1. THIS DRAWING IS TO BE READ IN CONJUNCTION WITH ALL LISTED ON 70018438-03-DM-DL-01.
 2. ALL CARRIAGEWAY COVERS (IN DEANERY MEWS) TO BE ALIGNED WITH THE PROPOSED PAVING BOND.

A	03.10.2016	DW	INITIAL ISSUE		
REV	DATE	BY	DESCRIPTION	CHK	APD

DRAWING STATUS: DETAILED DESIGN




25 Marobla Way, London, SE1 5SZ
www.fmcconway.co.uk www.wspgroup.com

CLIENT: 
City of Westminster

PROJECT: 77 SOUTH AUDLEY STREET DEVELOPMENT

TITLE: GENERAL ARRANGEMENT DEANERY MEWS

SCALE @ A1	DATE	DESIGNED BY	CHECKED	APPROVED	SHEET
1:100	03-10-2016	CM/DW			A1
JOB No.	FMC PROJECT No.	BREF/ISS No.			
70018438	WWESA1248	CA110849			

DRAWING No. 70018438-03-DM-GA-01 REV. A