

# Strategy for meeting the mental health needs of residents of North West London

# Overview and context

This document presents the work that has been undertaken to refresh the strategy for mental health care for adult residents of North West London. The document:

- Takes a **phased approach to refreshing the strategy**, initially focusing on adult community and inpatient mental health services. Children and Young People (CYP) will be covered in the next phase, supported by the annual refresh of the NW London CYP Mental Health Transformation Plan.
- Includes a **summary of current need** and anticipates how this need will change over the next five years.
- Reviews **current capacity** of NHS services and analyses how this could be optimised.

**Engagement with local residents** and service users was undertaken from late August to early October to hear personal experiences to understand what was working well and hear ideas on improvements.

The ICB, NHS providers, voluntary providers, local authorities and local residents have developed and discussed **key themes** of this strategy.



## This document does...

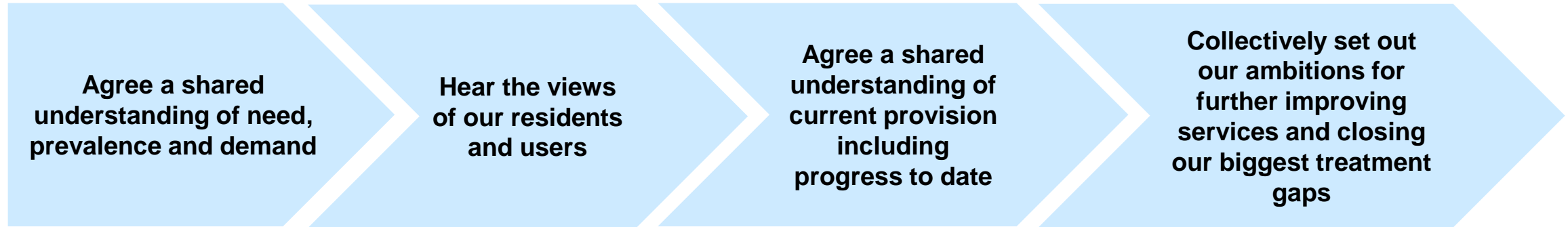
- Build upon the North West London's Integrated Care Strategy that was published in November 2023
- Build upon our borough's Joint Strategic Needs Assessments and complements their Joint Health and Wellbeing Strategies
- Recognise the stressors that may drive increase demand in mental health services. Each of our boroughs publishes its own health and wellbeing strategy, and this document is not intended to duplicate these – it acknowledges these existing local strategies/ plans in place for promoting resilience and wellbeing.

## This document does not...

- Recommend optimal inpatient capacity site by site. Instead, it models future demand for key services and highlights opportunities for transformation;
- Analyse workforce and finances in detail;
- Set out a detailed implementation plan: this will be developed following agreement of strategy.

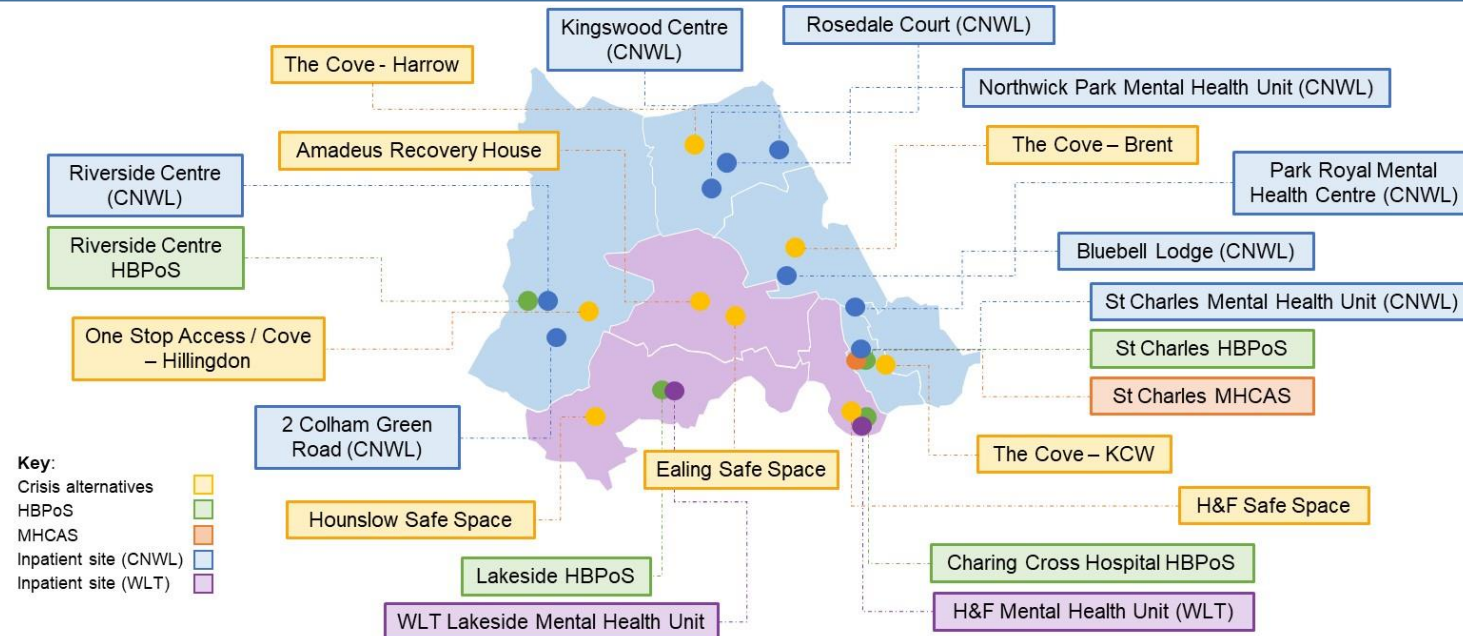
# Executive summary

# We have developed this strategy in four stages



- Partners from Local Authorities, Borough-Based Partnerships, the VCSE, Service Users, ICS Programmes and ICB Core Teams have worked collaboratively to develop this strategy.
- Together, we have:
  - Reviewed and analysed data points from the Mental Health Joint Strategic Needs Assessment toolkit to demonstrate a shared understanding of need;
  - Reviewed the Joint Strategic Needs Assessments and Joint Health and Wellbeing Strategies developed for each of our boroughs;
  - Gathered insights from our regular outreach engagement programme, drop-in sessions in each borough and online focus groups. These have encouraged our residents to share their personal experiences and stories as well as their views on further improvements;
  - Collected views on areas of success, biggest challenges and current priorities, to inform the themes of this strategy. As we implement, we will continue to engage to ensure that services continue to support – and better support – all of our residents that use them.

# Mental health services in our ICS cover eight places for our 2.1m resident population



## Our residents

- North West London is one of the largest, most diverse, and vibrant integrated care systems in England, with a population of over 2.1m people speaking over 100 languages.
- 19% of adults in North West London have common mental health problems such as anxiety or depression.
- 25,955 people are registered with a severe mental illness.
- The suicide rate in males is three times higher than that for females
- Over 23,000 adults are currently in contact with community mental health services and 50,300 in contact with Talking Therapies services

## Mental health provider landscape

- The total spend by the ICB on mental health services (MHIS target) in 2022/23 was £472m, representing 12% of the ICB's total allocated budget.
  - This does not include time spent by general practice supporting residents with mental health issues
  - The ICB spent £380m on block contract adult mental health in 2022/23 with the main two mental health providers
- The main mental health service providers are:
  - Central and North West London NHS Foundation Trust (CNWL)
  - West London NHS Trust (WLT)

# Adult mental health services in North West London

## Talking Therapies

A range of talking therapies for people who feel anxious and worried, or down and depressed

## Community mental health (Mental Health Integrated Network Teams and Community Mental Health Hubs)

Community based teams made up of different professionals with a wide range of skills. They focus on supporting people's mental health, alongside their physical health and social care needs. Teams work closely with GPs, social services, the voluntary sector and other organisations to offer treatment and care in a more integrated way.

## Crisis services

(i) Home treatment teams providing intensive short-term care to vulnerable patients considered for admission or discharge as an alternative to inpatient care  
(ii) Community based crisis alternative services are a variety of complementary and alternative crisis services to A&E and admission, offering non-clinical support to individuals experiencing a crisis or mental distress

## Liaison psychiatry

Specialist services providing mental health care in a physical health setting. They specialise in the link between people's physical and mental health, and typically provide support to people who may have co-occurring physical and mental health needs

## Acute mental health inpatient

For adults and older adults in need of inpatient support for severe mental health difficulties or a mental health crisis

# We face significant unmet need in addressing common mental health disorders, while our residents with severe mental illness continue to be much more likely to die prematurely

## 1 Adults in North West London

\*Further detail is provided in pages x – x in the appendices.

- Our residents generally report a **high level of happiness**, with **74%** of our residents reporting a high happiness score, compared to **72% nationally** and **71%** in the **rest of London**
- There are several risk factors for people developing mental health crises - including **poverty, unemployment, social isolation, homelessness and rough sleeping, smoking, alcohol and substance misuse and poor overall health**. In NWL, we have a particular issue in many of these areas (e.g., unemployment in **NWL** is **4.9%**, compared to **3.5% nationally**) – these will need to be addressed through our broader work on prevention, **working closely with ICS and wider partners**.

## 2 Adults with common mental health disorders

\*Further detail is provided in pages x – x.

- In NWL, **178,000 adults** are currently registered with **depression** – **7.8%** of our adult GP-registered population. This is in stark contrast to the rest of **London (9.5%)** and the rest of the country (**13.2%**).
- **Depression** is the **4<sup>th</sup> leading cause** of disability-adjusted life years (**DALYs**) lost in NWL, behind lower back pain, heart disease, and diabetes.
- The prevalence of **depression** (recorded) has **increased at a significant rate** over the **past 10 years** – growing **6.6% year-on-year** – a slower growth rate than the rest of the country (8.5%), but a faster growth rate than many long-term physical conditions.
- This information, when considered alongside analyses of NWL demographics, national surveys, and service usage data, suggests that NWL has a substantial level of **unmet need** for common mental health disorders, with an estimated **under-diagnosis** of c. **30%**.

## 3 Adults with severe mental illness (SMI)

\*Further detail is provided in pages x – x.

- **1.11%** of our population is registered as having **SMI** – approximately **33,000 people**, with prevalence relatively **constant** at this level over the last five years. Recorded prevalence is highest in **K&C (1.44%)** and **Westminster (1.39%)** – approximately 50% higher than the national level (**0.95%**).
- **Premature mortality** for patients with SMI is high in **H&F** and **Hillingdon**, with a **c. 45%** and **30%** higher rate than the national value.
- There is a strong link between **long term physical health** and **mental health** - particularly apparent in **patients with SMI**.
- Patients with **SMI** are **390%** more likely to **die prematurely** (i.e. under 75) than people without SMI. Whilst this is in line with the rest of London and the rest of the country, this demonstrates the need to develop a more **holistic and proactive** in supporting these patients.

## 4 Adults with higher acuity mental health needs

\*Further detail is provided in pages x – x.

- The number of patients with mental health diagnoses **attending emergency departments** across North West London has increased by **5%** from pre-COVID pandemic levels – with a significant proportion **[insert stat here]** of patients attending still **'unknown'** to NWL mental health services. Waiting times in emergency departments remain high, with patients waiting 8-12 hours on average. In addition, a patient with mental illness will be **twice as likely** to breach the **12 hour mark** in ED than a physical health patient.
- The NWL **suicide rate** has **decreased** steadily over the last decade – now at **7.7 deaths** per 100,000 population. Whilst this is lower than the rest of the country (**10.3 deaths**), **5 out of our 8 boroughs** have a **higher suicide rate** than the rest of London (**6.9 deaths**).
- Whilst overall inpatient **admissions** have decreased **c. 15%** since pre-COVID levels, **CMHH/MINT referrals** have increased **55%** over the same period, reflecting our investment in this area. However, demand for **CMHH/MINT** remains high and further transformation is required **[see page x]**.



# Our current services have evolved considerably over the last few years

The NHS Long Term Plan brought an enormous opportunity to build on previous progress, and direct our attention to new areas of improvement and previously under-represented groups.

Implementation of the NHS Long Term Plan in North West London saw additional investment compared to 2018/19 of:

- £39.9m in integrated models of community care for people with severe mental illness;
- £16.9m in CYP mental health care, with a strong focus on community, crisis and eating disorder services;
- £15.1m to support people with common mental health disorders;
- £10.8m in adult crisis care;
- £8.3m in perinatal mental health care; and
- £1.7m to improve the therapeutic environment of inpatient care settings

- A range of service providers, particularly from the voluntary sector, are supporting local communities to **prevent mental health problems** and support wellbeing.
- For those with common mental health problems, such as anxiety and depression, capacity of **talking therapies** has increased.
- Community mental health for adults and older adults is increasingly joined up with primary care and community assets and will become part of the services on offer through our **integrated neighbourhood teams** but there continue to be a number of underserved communities.
- **We have expanded mental health crisis care significantly** with 24/7 community teams, a range of crisis alternatives to A&E and inpatient care available across the North West London as well as expanding liaison psychiatry teams to every A&E department.
- Psychosis services are delivered well across North West London, with a positive impact on **early intervention**.
- In line with recommendations from the Royal College of Psychiatrists, best practice and national policy, we have expanded care for people with severe mental health and acute needs in the **least restrictive setting** appropriate, using admission only when there is no better alternative.



# But we still need to do more – continuing the focus on prevention, shifting to community based models of care and investing in alternatives to admission

## 1 Adults in North West London

- We must **expand our reach through other organisations, sectors and industries**, to further develop the broader health, social and economic improvements of North West London.
- Our local system should continue to recognise and **harness the capacity and skills of the voluntary sector**, working together to enable our residents to take better care of their mental and physical health and build confidence in people to support their mental wellbeing.

## 2 Adults with common mental health disorders

- We must continue to raise awareness of our services so that **every resident knows how to access mental health support** more widely in the community
- We must reach more people and address hesitancy to access mental health services by flexing our approach, in particular by **tailoring services to differing local communities**, addressing stigma and building trust by ensuring that our workforce reflects of our residents.

## 3 Adults with severe mental illness (SMI)

- We will ensure that we provide the **highest quality, compassionate, trauma-informed and most appropriate** mental health care for adults and older adults who need it across our boroughs.
- We will promote and improve professional and public knowledge of **alternative crisis services** to better direct people to the most appropriate service, preventing the need for A&E attendances and admission.
- We are committed to further increasing access and **advancing health equalities for those with SMI**.
- We will continue to **tailor our offer for older adults**.

## 4 Adults with higher acuity mental health needs

- We continue to implement the principle that **acute inpatient care should only be used when there is no better alternative**. There will be improved support to reduce risk of re-admission.
- When hospital based care is required, it will be delivered in **a timely way, by an expert team, within a therapeutic and compassionate** environment.
- We will provide **inpatient facilities** that meet modern standards of acute mental health care, supporting patient dignity and privacy, with ease of access where required.

# Our shared aims and ambitions

By 2028/29 we will have:

## Ambitions

### RAISED AWARENESS AND PROMOTING WELLBEING

- Raised awareness across North West London so that every resident knows how to access mental health support both in crisis and more widely in the community.
- Developed an assets-based approach to promoting mental health, wellbeing and independent living, partnering with and investing in local community organisations.

### INCREASED EQUITY AND EQUALITY OF ACCESS

- Increased equity and equality of service access to reflect different needs of our local and diverse communities, with greater targeted support to those with severe mental illness.
- A consistent core offer for community and crisis care for adults, with a focus on severe mental illness, that also enables flexibility for local and diverse needs.
- Reduced variation and increased productivity in caseloads and staffing across community services.
- Improved staff recruitment and retention.
- Waiting times measuring in the top quartile in England.

### CARE IN THE RIGHT PLACE

- Integrated care between primary care and mental health teams to enable more person-centred care and a greater focus on adults with severe mental illness.
- High quality inpatient facilities that provide timely care, by an expert team in a therapeutic and compassionate environment.
- Worked together with our Local Authority partners to develop solutions to the housing and employment pathway challenges.

## Outcomes

- Services responsive to population health needs and flexibly delivering changes with no unwarranted variation in outcomes.
- Locally tailored and visible, community support services; built capacity in providers to plan and develop their services for patients.
- Patients and staff reporting better experiences.
- Optimal community and inpatient capacity to respond to growth in need whilst delivering our transformation goals and increasing care in a community setting.
- All people known to mental health services with a crisis management plan that supports them to use crisis alternatives to A&E for de-escalating their needs, where there is no physical health need.
- No person staying longer in a mental health bed than they need to.
- Integrated solutions to housing pathways.
- More people gaining and staying in meaningful employment.
- Zero adult inappropriate acute inpatient stays outside of North West London.

Enabled by:

- Increased funding into mental health, benchmarked with other areas nationally, in line with the medium-term financial plan, alongside increased productivity of services
- Allocated resource based on need.
- Consistent suite of outcome measures to demonstrate the value delivered

**Agree a shared understanding of need, prevalence and demand**

Hear the views of our residents and users

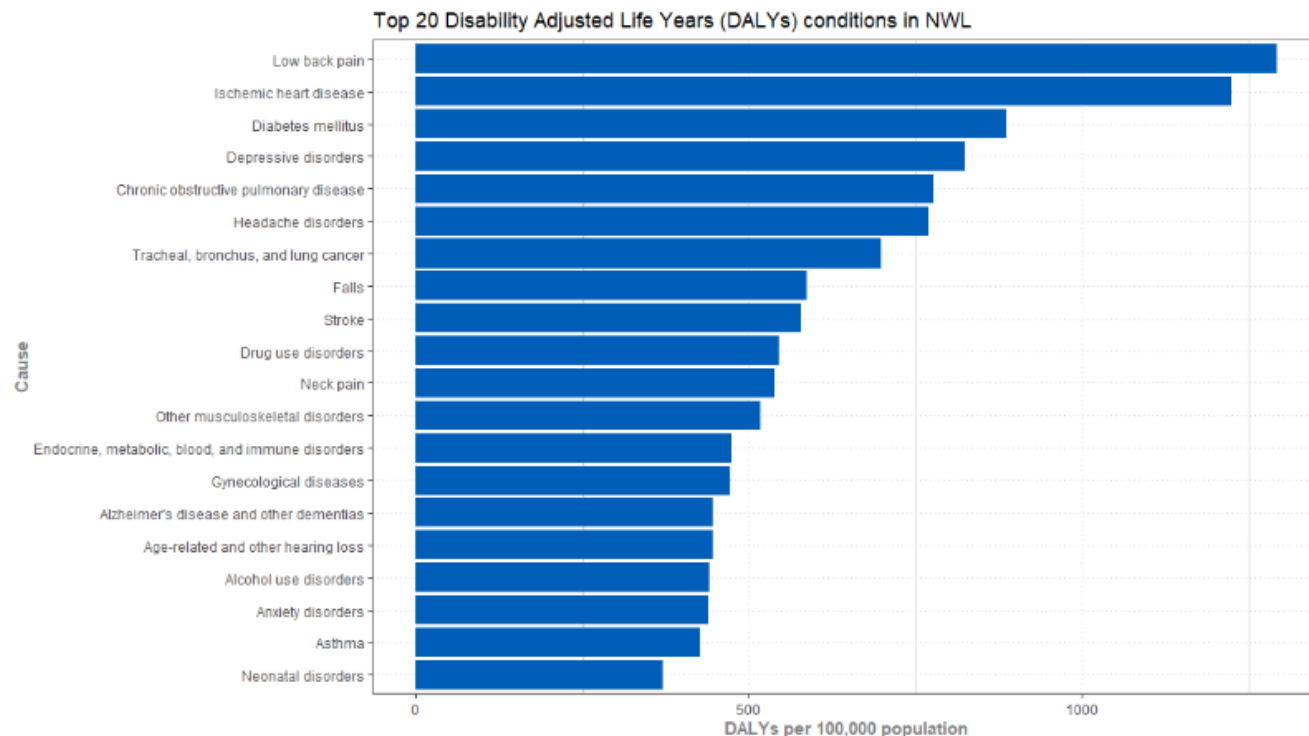
Agree a shared understanding of current provision including progress to date

Collectively set out our ambitions for further improving services and closing our biggest treatment gaps

# Depression is the 4th largest contributor to the burden of disease experienced by residents of North West London, behind lower back pain, heart disease, and diabetes

- **Depression** is the 4th leading cause of disability adjusted life years (DALYs) lost in NWL, behind lower back pain, heart disease, and diabetes.
- In NWL, depression accounts for the loss of c. **800 DALYs** per **100,000** population.
- Anxiety is responsible for the loss of a further c. **450 DALYs** per **100,000** population.
- Under-diagnosis and under recording of anxiety and depression may mean that the burden of anxiety and depression may be even higher.
- Timely, high quality and sustainable mental health services are one of the most effective interventions we can undertake to reduce the burden of disease for our residents.

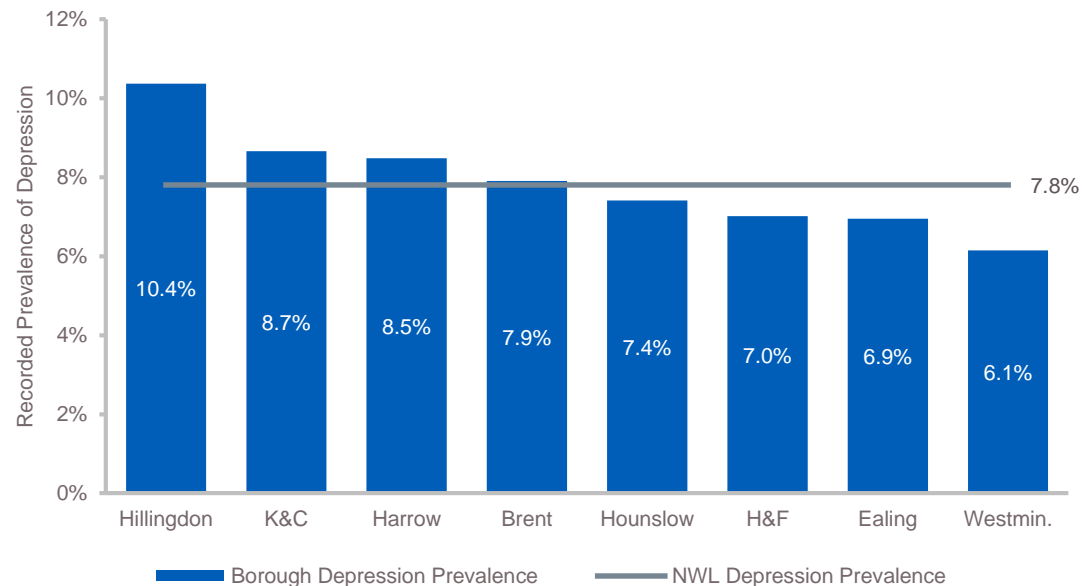
**Top 20 health conditions, ranked by disability adjusted life years (DALYs) lost**  
North West London, 2019



# Recorded prevalence of depression prevalence has increased significantly across North West London, though still well below national levels, implying potential under-diagnosis

## Depression: Recorded Prevalence

As a proportion of registered population, 18+ [FY23]

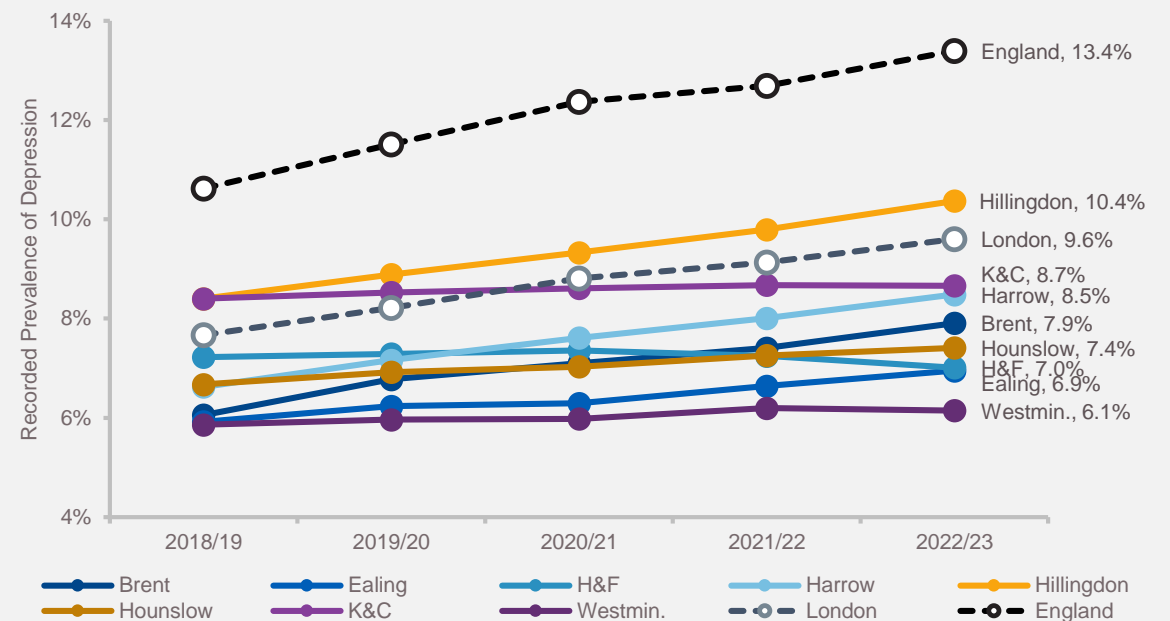


- Though Hammersmith & Fulham and Westminster both have lower prevalence than the rest of North West London, they also have the two highest suicide rates – adding weight to the hypothesis that there may be unmet need in the system that needs to be addressed (see analysis on suicide rates at the end of this section).
- Of our 8 boroughs, Hillingdon has the highest recorded prevalence for depression.

Sources: NHS Digital, Quality and Outcomes Framework (QOF) – 2022/23 – recorded depression prevalence.

## Depression: Recorded Prevalence

As a proportion of registered population, 18+: Trend over time



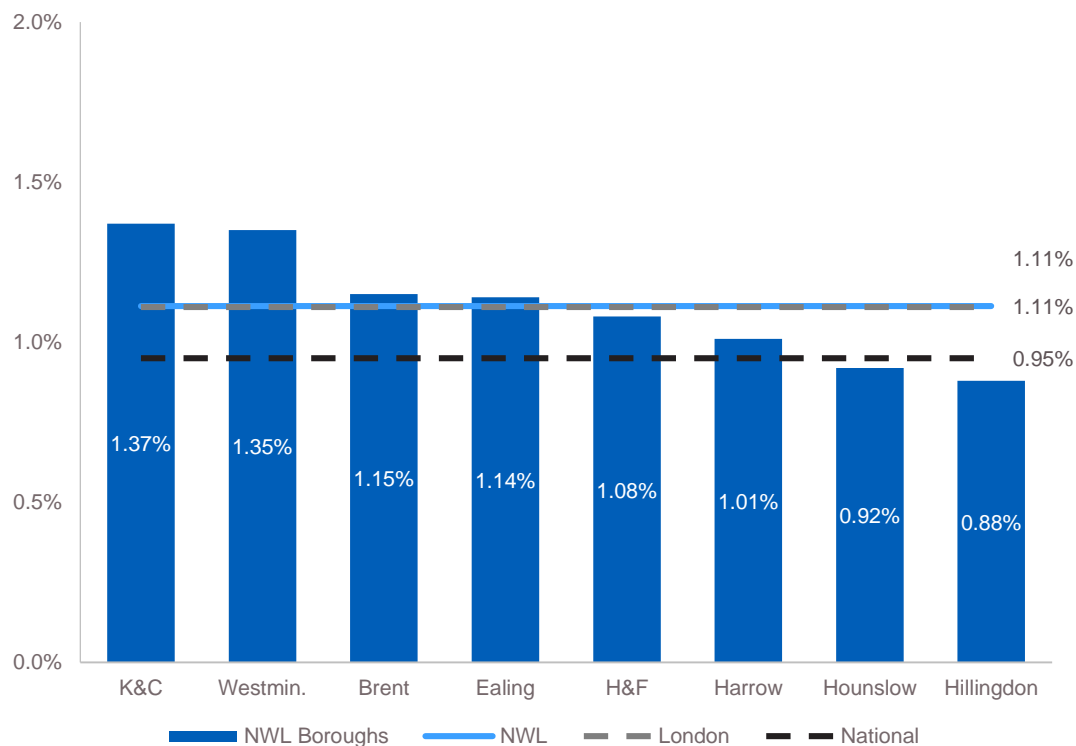
- Recorded depression prevalence in Hammersmith and Fulham has reduced over the period
- K&C and Westminster's recorded depression prevalence has remained flat over the period.
- Most other boroughs have experienced an increase in recorded prevalence in line with the rest of London and the country.
- NWL's (and London's) recorded prevalence is far below the England average, suggesting either lower actual prevalence or significant under diagnosis. This in turn may reflect hesitancy amongst our residents to seek help, and/ or less effective support for our communities.

# Kensington and Chelsea and Westminster see higher recorded prevalence of severe mental illness; everywhere residents with severe mental illness are much more likely to die prematurely

## Recorded prevalence of severe mental illness

Percentage of registered population aged 18 and over [2021/22]

Source: Quality and Outcomes Framework, NHS England, 2021/22

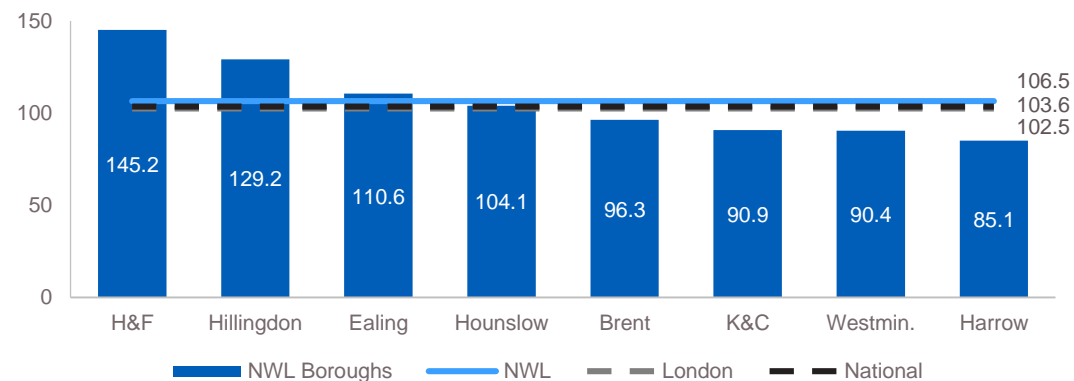


\*Note: SMI for these particular indicators have been defined by Public Health England as having a referral to secondary mental health services in the five years preceding death. It is not directly comparable to the definition of SMI under the NHS QOF.

## Premature mortality (before age of 75) in adults with SMI\*

Directly standardised rate, per 100,000 population [2018-20]

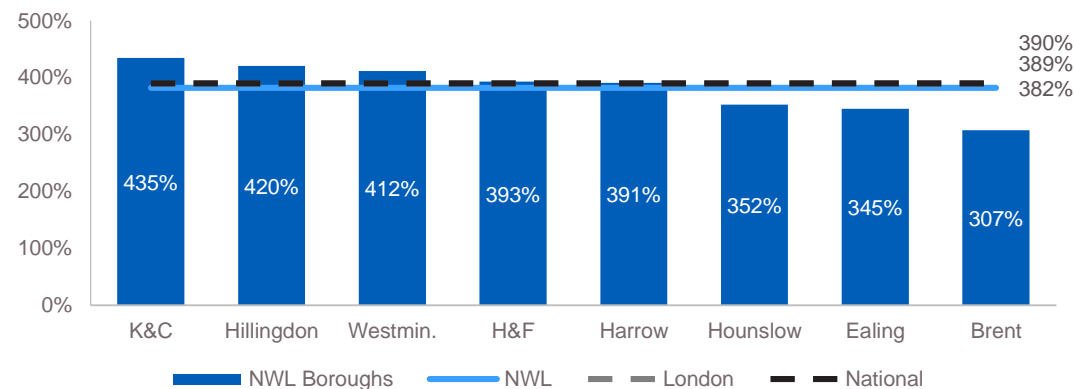
Source: PHE, NHS MHSDS, ONS, 2018-2020



## Excess mortality in under 75s with SMI\*

Excess risk – i.e. x% higher/lower risk of premature death (before age 75) than adults without SMI\* (%) [2018-20]

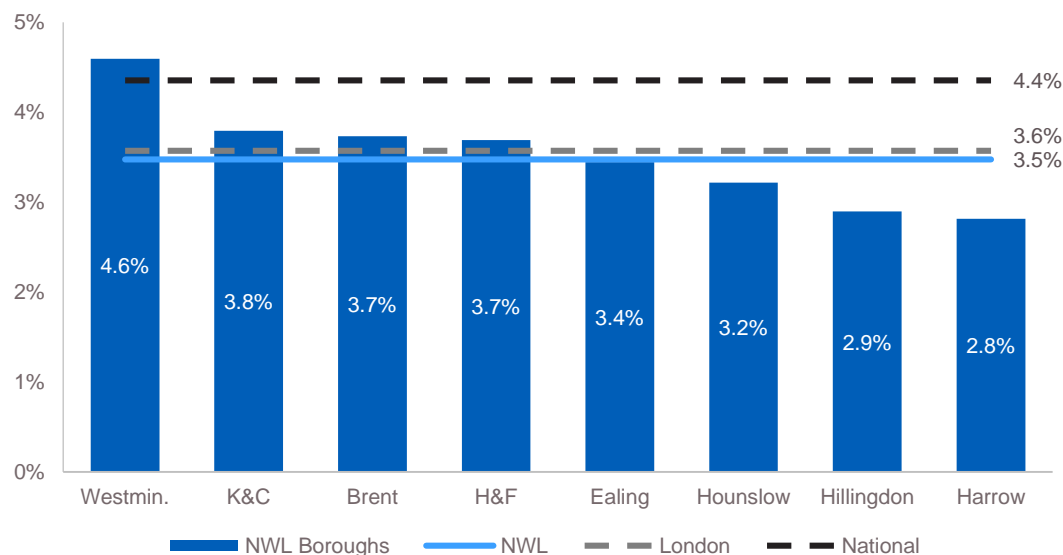
Source: PHE, NHS MHSDS, ONS, 2018-2020



# Approximately 60,000 NWL residents are economically inactive due to long-term illness – with c.17,000-33,000 inactive due to mental illness

## Economically inactive due to being long-term sick or disabled (NWL)

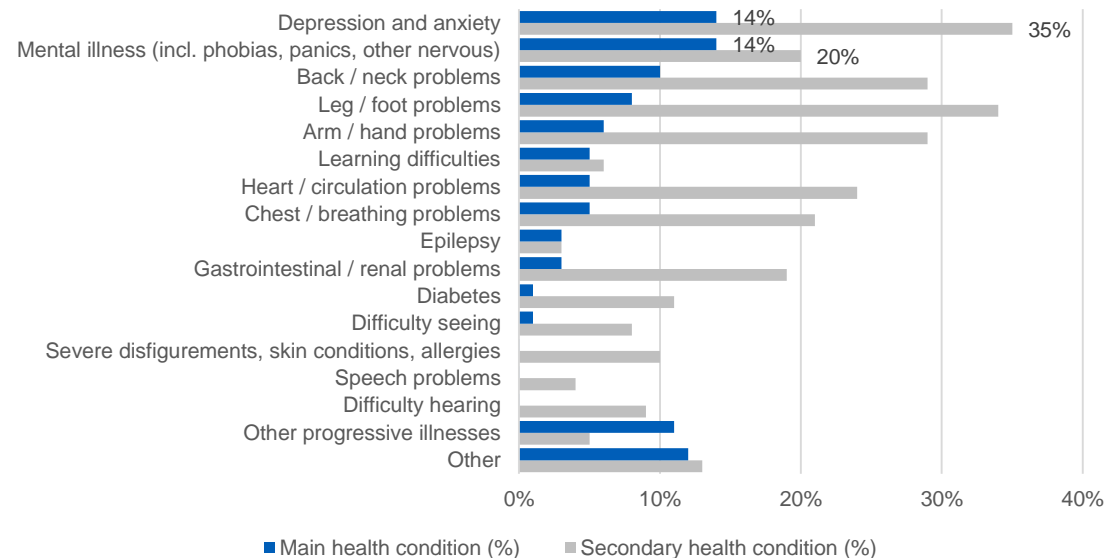
No. of inactive residents (16+) as a proportion of total resident population (16+) Source: ONS Census Data, 2021



- There are **60,000** people in NWL who are economically inactive due to being long-term sick or disabled – this equates to **3.5%** of our resident population.
- This accounts for approximately **10%** of our **total** economically inactive population – **610,000**.
- Most people are economically inactive for **other reasons**, e.g., retirement, students, or needing to look after the home or family (in that order).
- Our rate of economic activity due to health reasons is **lower than the London** rate of inactivity (**3.6%**) and the **national** rate (**4.4%**).
- However, **variation between boroughs** suggests room for improvement in Westminster, Kensington & Chelsea, Brent, and Hammersmith and Fulham.

## Reason for sickness or disability-related economic inactivity (UK)

Percentage of respondents identifying their main or secondary health condition(s) Source: ONS Labour force survey dataset, 2019



- Of the long-term sickness or disability related economically inactive people surveyed by the ONS nationally, **14% were inactive** due to depression and anxiety as their main reason, and another **14% were inactive** due to other mental illnesses, such as SMI, phobias, and other nervous disorders.
- Respondents were also asked to list any secondary health conditions that were driving their inactivity, and a total of **55% of respondents** listed depression, anxiety or other mental illnesses as the cause.
- If we apply these **proportions to NWL**, we can infer that **17,000 to 33,000** residents are inactive due to mental illness as the primary or secondary reason respectively.

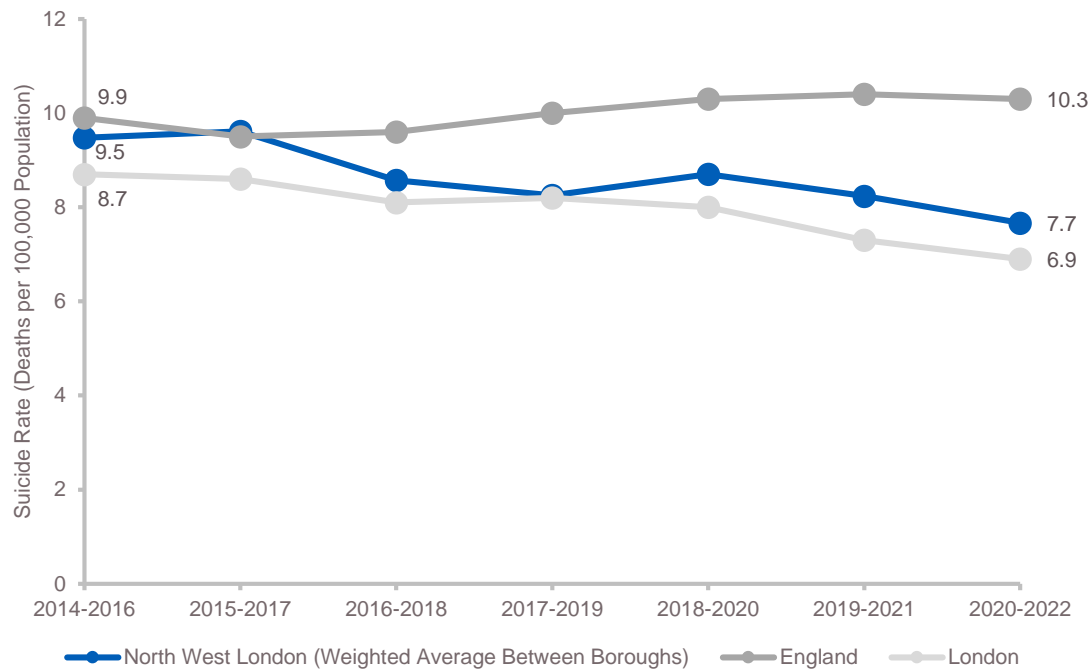
**Note:** This analysis has limitations related to variation in prevalence across the UK and the prevalence of mental illness required to derive a more robust estimate, given NWL has a lower prevalence of common mental illness.





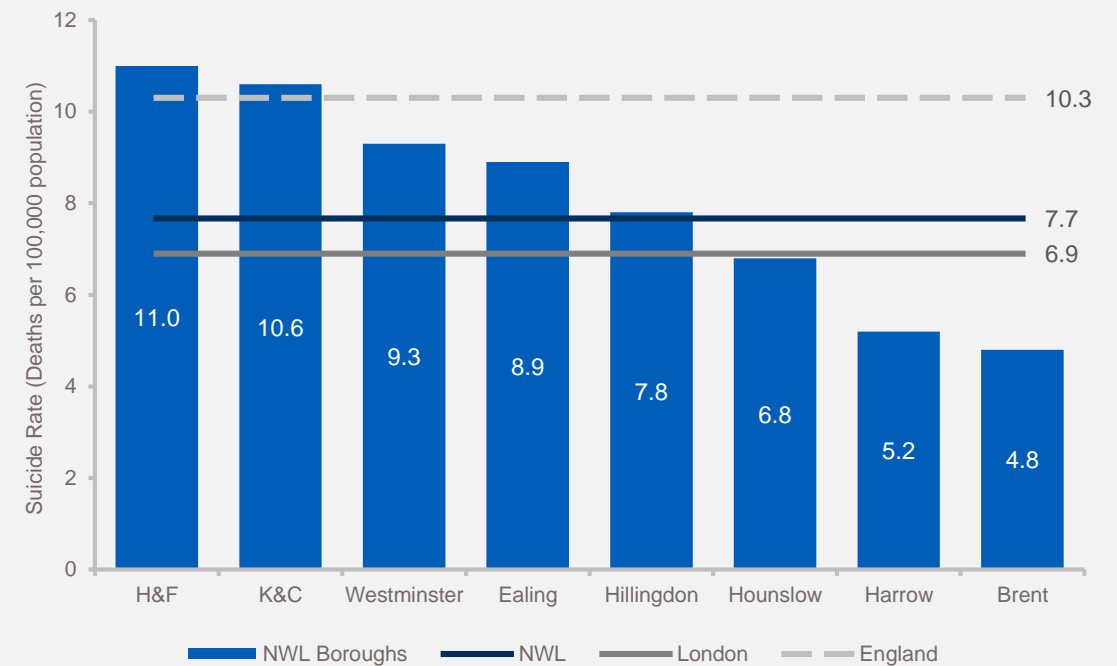
# While North West London's (and London's) suicide rates appear to be falling and are lower than England's, there is still significant variation within North West London

**NWL Suicide Rates vs London and England [2014-2022]**



- Suicide rates in NWL and the rest of London have gone down over the last 10 years, in contrast to the slight increase in suicide rates across England.
- However, throughout this period, suicide rates in NWL have remained higher than the rest of London, implying a level of unmet need in MH services that should be investigated further.

**NWL Suicide Rates by Borough [2020-2022]**



**Sources:** ONS, 2020-22.

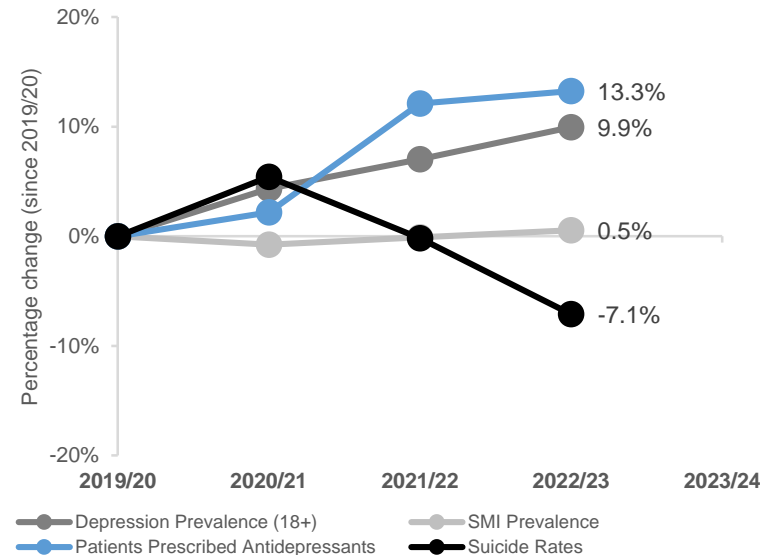
**Note:** Registering a death as a suicide can take a long time, often taking multiple years. This means that there is a significant delay between the actual suicide rate and what is reported by the ONS (and shown here). And reported figures may not yet reflect the full effect of the COVID-19 pandemic on suicides.

The ONS publishes suicide statistics on a rolling 3-year basis for this reason.

# North West London has experienced a significant increase in recorded prevalence and demand for community services, and a decrease in inpatient admissions

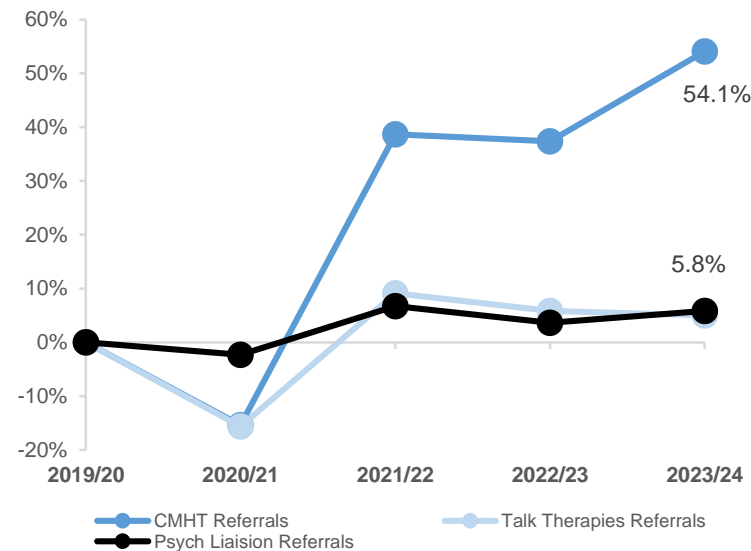
## Need: key trends

- The recorded **prevalence of depression** has increased **9.9%** over the past 4 years – roughly in line with our rate of antidepressant prescribing. This may reflect improved case finding, rising actual prevalence, or both
- The recorded prevalence of **severe mental illness** has remained approximately flat over the period.
- Whilst our **suicide rate** has decreased by **7%**, our suicide rate remains higher than the rest of London (see Appendix 1).



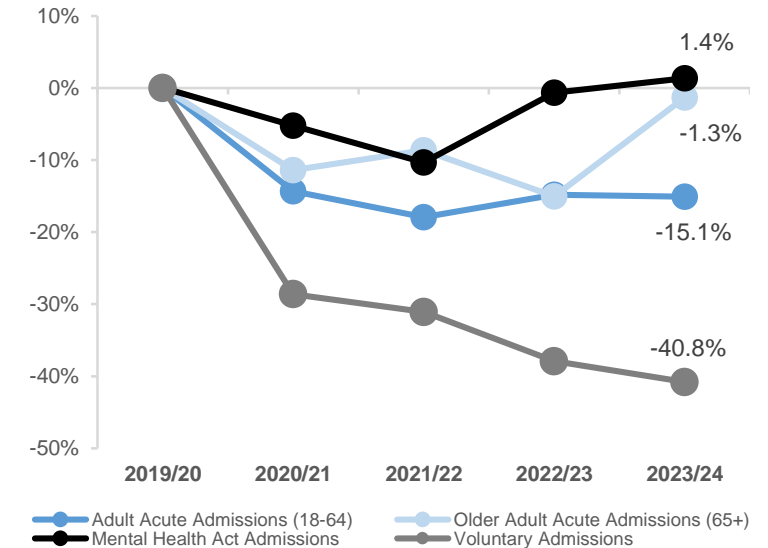
## Community service demand: key trends

- CMHH / MINT** referrals have **significantly increased - 54%** over the period, supported by increased investment in MH community services.
- Talking Therapy** referrals have increased by **6%** over the same period, though **true caseloads** have increased at a greater rate.
- Psychiatry Liaison** referrals in our hospitals have also increased. This may reflect increased provision of liaison psychiatry, or unmet need to be addressed (i.e. through providing appropriate care to patients before they need to attend ED / hospital for a MH crisis).



## Inpatient service demand: key trends

- Reflecting our focus on improving access to community mental health services and providing care in the least restrictive setting appropriate, **voluntary admissions** have decreased significantly by **40%**.
- Admissions made under the **MH Act** have increased slightly over the past 2 years
- Overall acute admissions for **working age adults** have **reduced by 15%** over the past 4 years.
- Admissions for **older adults** have also decreased, though at a lower rate.

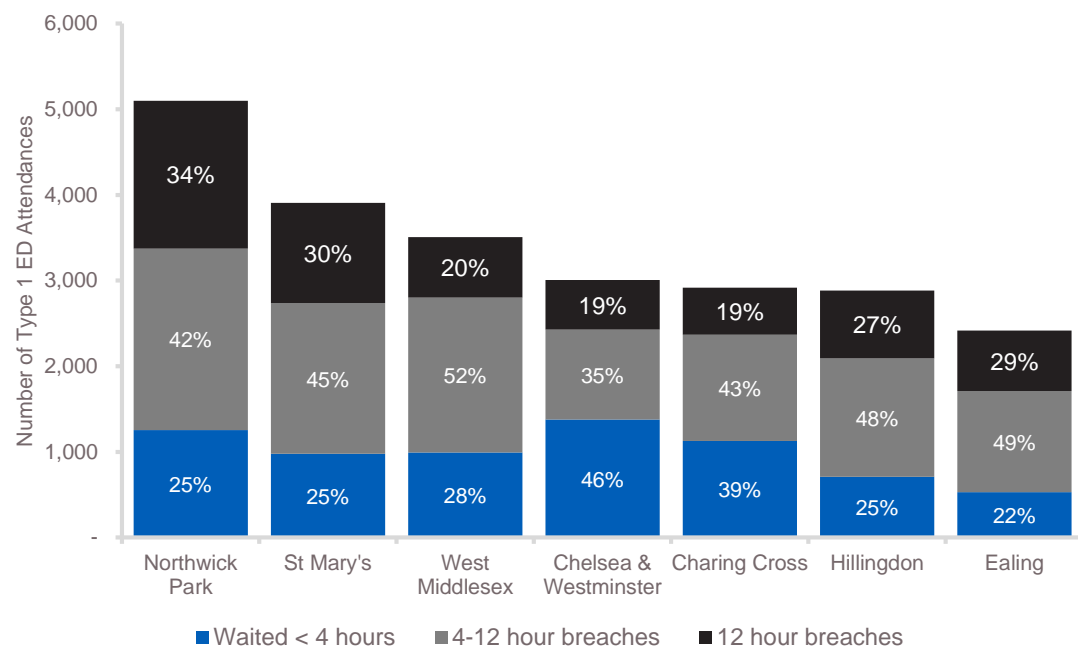


Sources: NHS Digital, QOF Data; ONS; NHS BSA, Medicines Used in Mental Health; CNWL and WLT EPRs.

# Residents attending A&E departments with a mental health diagnosis are twice as likely to wait more than 12 hours compared to those without such a diagnosis

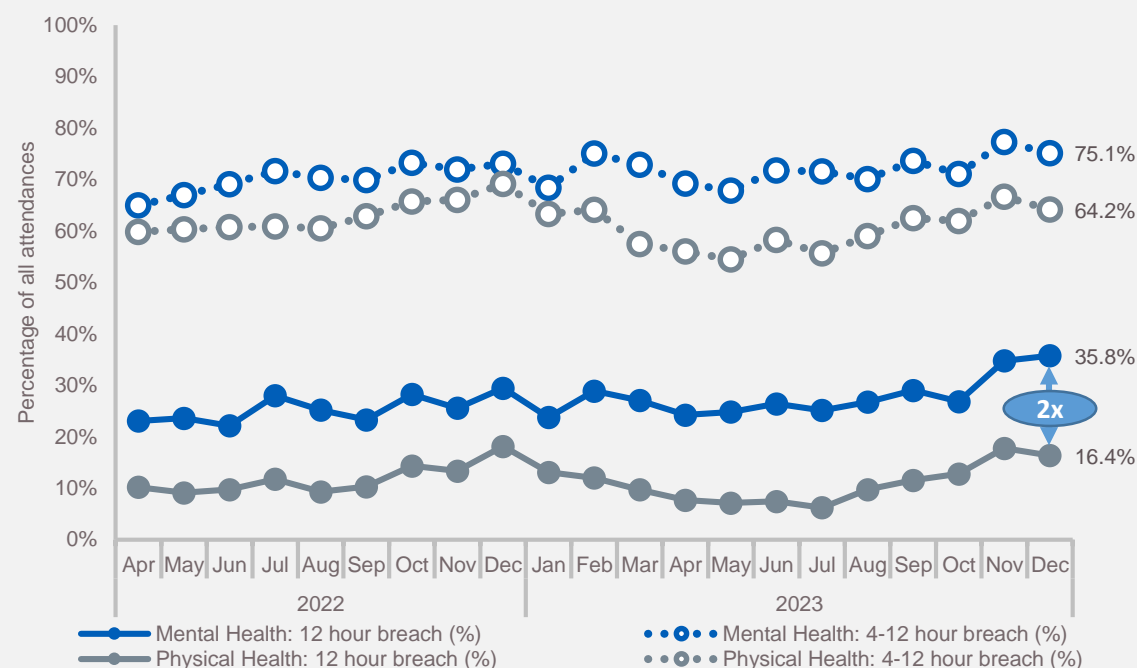
## Patients attending ED with a MH diagnosis

Split by waiting time bracket [Jan – Dec 2023]



## Mental Health breaches compared to Physical Health breaches

Split by 4-12 hour breaches and 12 hour breaches [Jan – Dec 2023]



**Source:** NWL ECDS Data [Jan 2023 – Dec 31st 2023] used to quantify daily MH ED attendances using custom NWL logic (through use of primary and secondary diagnoses and other logic).

**Note:** ECDS data is currently part of a thorough data quality improvement programme.

Agree a shared understanding  
of need, prevalence and  
demand

**Hear the views of  
our residents and  
users**

Agree a shared  
understanding of  
current provision  
including  
progress to date

Collectively set out our  
ambitions for further  
improving services  
and closing our  
biggest treatment gaps

# Insights from our local residents: Key themes

The heart of our engagement process involved eight pivotal sessions that took place in various locations across each of the eight boroughs. These sessions held from late August to early October, brought together a diverse range of residents and service users to share their experiences. Two online sessions (lunchtime and evening) open to all residents also took place.

These sessions were pivotal in opening a dialogue with our communities as individuals and families to help us understand the positive aspects of services as well as challenges they face in accessing and experiencing mental health services.

A number of **key themes** were highlighted through the engagement sessions.

Access

Community  
mental health  
offers

Waiting times

System  
integration

Approach of  
services

Awareness of  
services

# Insights from our local residents: What we heard

## Access

*"They offer good touchpoints throughout the week and help build people's networks."*

*"A need for more accessible mental health support for inpatients in hospitals and post-hospitalisation community support."*

*"More contacts throughout the week would be good. Hestia and other charity organisations are stepping in where people have nowhere else to turn to."*

## Community mental health offers

## Waiting times

*"The IAPT programme is generally effective but requires additional resources."*

*"The wait to see a psychologist or for someone to see a therapist or for talking therapies is way too long. By the point they end up seeing someone, they are now much worse off than when they first ever saw a GP"*

*"Concerns about long waiting lists for assessments, especially when patients are at their breaking points."*

## System integration

*"There is no accountability. It's passed from one person to another, and I am the one who has to deal with it all."*

*"Need for a social systems approach"*

*"Empowerment, mutual respect, kindness, solidarity, care, and love as essential for improving health and well-being"*

## Approach of services

*"Wish services were better advertised because there are people that need it that don't know about it."*

*"Suggestions to utilise platforms like TikTok for mental health education, specifically highlighting the need for awareness regarding women's hormones and mental health."*

*"Include community organisations in trauma-informed care"*

## Awareness of services

# Insights from our local residents: Recommendations

There were several core recommendations arising from the themes gathered through our engagement to support the development of the mental health strategy.

## 1) Improve access and reduce waiting times

- Develop strategies to improve access and significantly reduce waiting times for mental health services.
- Support 'waiting well', with clear communication on the stages of the mental health pathway and provision.

## 2) Improve community outreach, connection and communication

- Increase in awareness campaigns about the community mental health support services that are available.
- Promote services through accessible channels such as local libraries, social media, community partners and influencers, to reach diverse audiences.
- Simplify the process for seeking help and connecting to services, particularly at points of transition.

## 3) Foster community resilience

- Provide training for grass roots community organisations and families in how individuals and families can support themselves.
- Support these groups with resources and facilities for effective advocacy and support.

## 4) Prioritise cultural competence

- Ensure cultural competence and awareness in mental health services to serve diverse populations.
- Provide training for healthcare professionals on cultural backgrounds, religion, and inequalities, to enhance patient care.

## 5) Focus on the impact of the wider determinants of health

- Recognise the strong link between housing and employment challenges and mental health problems.
- Invest in housing support programs to alleviate overcrowding and other housing related crises.
- Consider the wider determinants of health's impact upon residents' mental health.

## 6) Strengthen a trauma-informed workforce

- Expand the adoption of trauma-informed care and ensure that the voluntary community sector workforce is trained in these approaches.
- Foster collaboration between mental health services and community organisations to provide comprehensive support.



```
graph LR; A[Agree a shared understanding of need, prevalence and demand] --> B[Hear the views of our residents and users]; B --> C[Agree a shared understanding of current provision as well as progress to date]; C --> D[Collectively set out our ambitions for further improving services and closing our biggest treatment gaps];
```

Agree a shared understanding of need, prevalence and demand

Hear the views of our residents and users

**Agree a shared understanding of current provision as well as progress to date**

Collectively set out our ambitions for further improving services and closing our biggest treatment gaps

# We have focused our work on the following service areas

## 1 Adults in North West London

- Prevention of mental health problems and promoting wellbeing – understanding local plans in place to promote wellbeing and support early intervention to prevent the need for greater intervention

## 2 Adults with common mental health disorders

- Access to Talking Therapies for Anxiety and Depression – understanding current need as well as unmet need against referrals to identify how capacity can address waiting lists and enable reliable recovery and improvement.
- Community Care – highlighting the opportunities through Integrated Network Teams.

## 3 Adults with severe mental illness (SMI)

- Community Care – Outlining the need for greater consistency and productivity improvements to ensure services can meet the needs and demand of adults and older adults with serious mental illness.
- Early Intervention in Psychosis – services have expanded and there is sufficient capacity to provide early intervention within two weeks however more could be done to optimise service delivery.

## 4 Adults with higher acuity mental health needs

- Care for people in crisis – expansion of community services has enabled a local alternative offer to A&E and admission however more needs to be done to tackle long waits in A&E.
- Inpatient care for adults and older adults – modelling demonstrates that demand growth for inpatient services can be addressed through several transformation opportunities

# Prevention of mental health problems

# A review of local Joint Strategic Needs Assessments and local priorities highlights commitment to preventing mental ill health and promoting wellbeing

**Harrow:** Reducing health inequalities through **embedding CORE20Plus5** focus and increasing community capacity for action and strengthening our preventative approach

**Hillingdon: Proactive care and mental health** with a particular focus on the health needs in the south of the borough

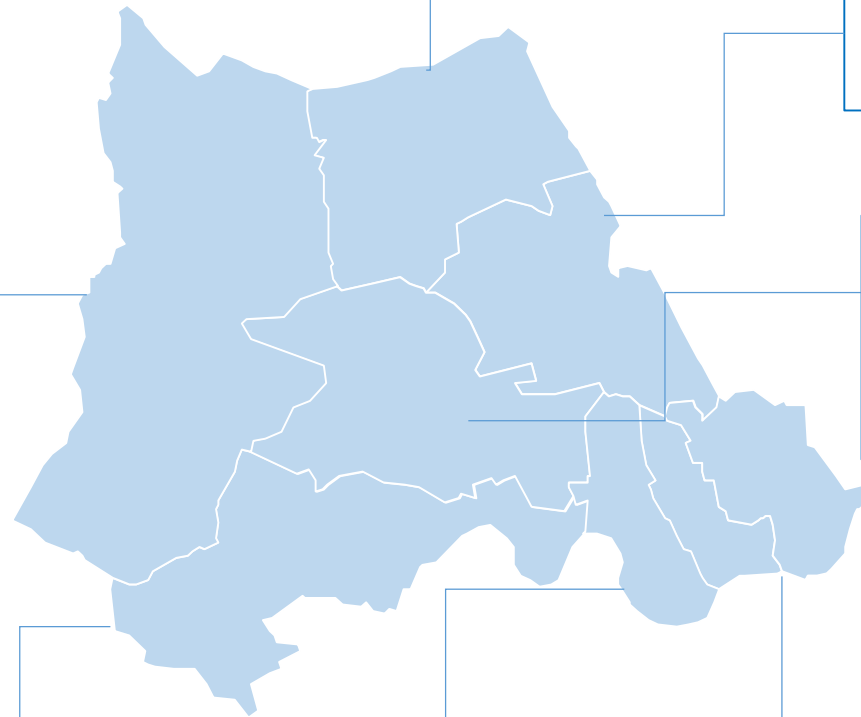
**Hounslow: Reduce health inequalities** in the population so that fewer residents miss life opportunities due to avoidable long-term health conditions. Achieved through prevention and early detection of illness to reduce people developing long term conditions.

**Hammersmith & Fulham: Effective prevention planning** with focus on socio-economic determinants and environmental surroundings as part of the broad range of factors which affect resident's mental health.

**Brent:** Increasing access to mental health support earlier for communities and reducing variation in mental health care for the local Brent communities

**Ealing: Prevention and Wellbeing** for the whole population: including reducing stigma and social isolation; identifying mental health needs earlier; addressing the links between physical and mental health; suicide prevention.

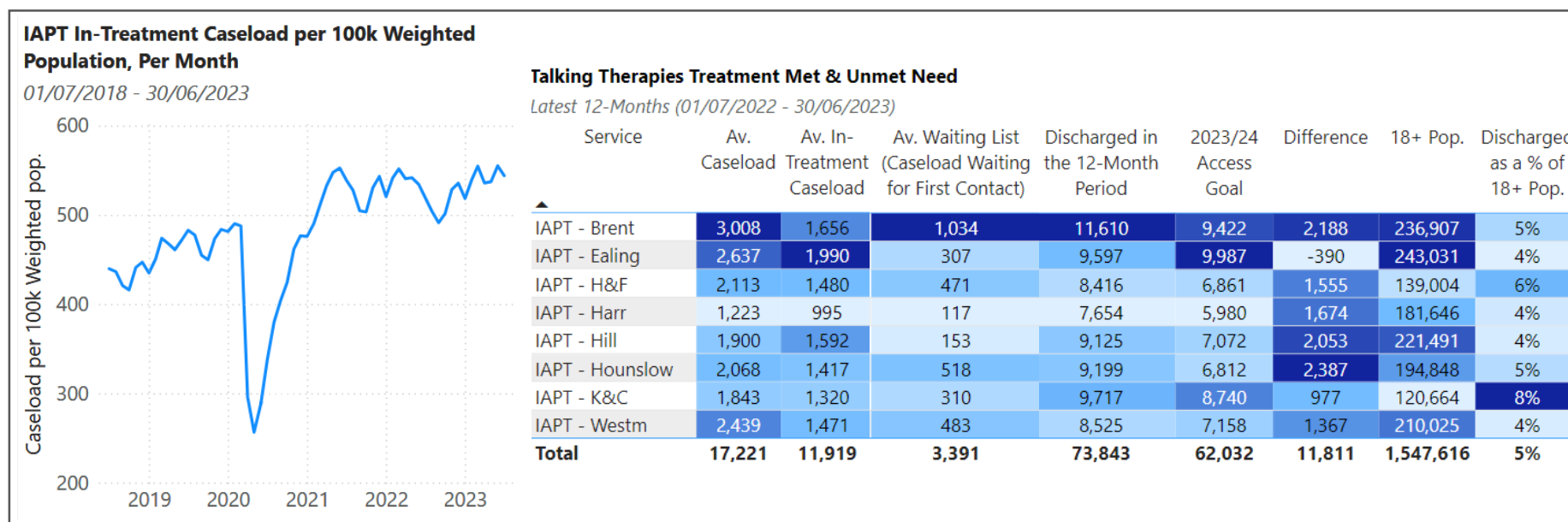
**Bi-borough: Prevention and early intervention**, evidence suggests an increase in demand for mental health services. Focusing on prevention as well as early intervention, also addressing the increasing demand by service planning for the future.



# Access to Talking Therapies for Anxiety and Depression

# While North West London meets access targets for Talking Therapies, waits for first contacts indicate significant unmet need

- The proportion of the adult (18+) population in-treatment at any one time has increased and now stands at c.544 per 100k weighted population (+24% on 5yrs ago). We define 'In-treatment' as those service users with at least one contact in the past 60 days\*
- About one fifth of the caseload are waiting for first contact, an indicator of unmet demand. For Brent, about two fifths of the caseload are waiting for first contact
- Overall, access (using discharged service users as a proxy) is about 20% higher than the 23/24 access target, with only Ealing falling short (by 4%)



\* This reduces caseload across North West London by 31% on average (low 16% (Hillingdon) to high 45% (Brent))

Sources: Activity Data – EPR System Feeds; Absolute population – [ONS mid-2020 population estimates](#), Weighted population – See Appendix 1; 23/24

Access Goal – NWL provided MH trajectories

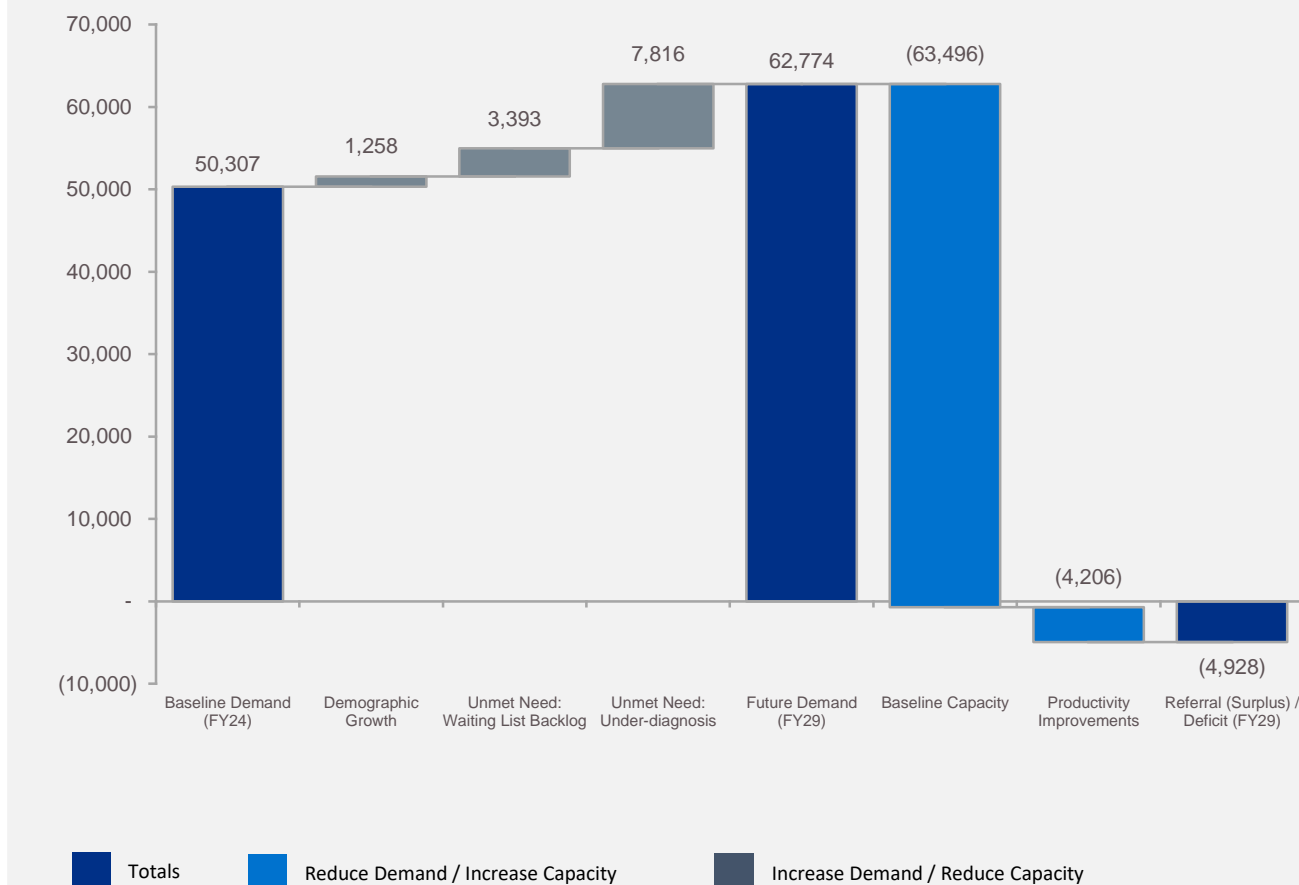
# Modelling demonstrates that we can service our Talking Therapies waiting lists and address some unmet need by FY29

## Talking Therapies Referrals:

- The modelling demonstrates that in **FY29, NWL's** referral surplus / deficit could range from a **deficit of 7k referrals** to a **surplus of 8k referrals**, depending primarily on the level of unmet need in the system that we can service, and the productivity improvements that we can unlock.
- The **'central case' scenario** (which is the most realistic of the three scenarios) concludes that we have plenty of capacity to service a significant level of unmet need.
- Ongoing work will continue to refine inputs and assumptions.

Scenarios	Worst	Central	Best
<b>Current Demand [FY24 outturn]</b>	<b>50k</b>	<b>50k</b>	<b>50k</b>
Demographic Growth	1k	1k	1k
Unmet Need: Waiting List Backlog	3k	3k	3k
Unmet Need: Under-diagnosis	15k	8k	9k
<b>Future Demand [FY29 'Do Nothing']</b>	<b>71k</b>	<b>63k</b>	<b>60k</b>
Current Capacity [FY24]	(63k)	(63k)	(63k)
Productivity Improvements	-	(4k)	4k
<b>Referral (Surplus) / Deficit [FY29 'Do Something']</b>	<b>7k</b>	<b>(5k)</b>	<b>(8k)</b>

## Talking Therapies Referrals: 'Central' Case Modelling Scenario





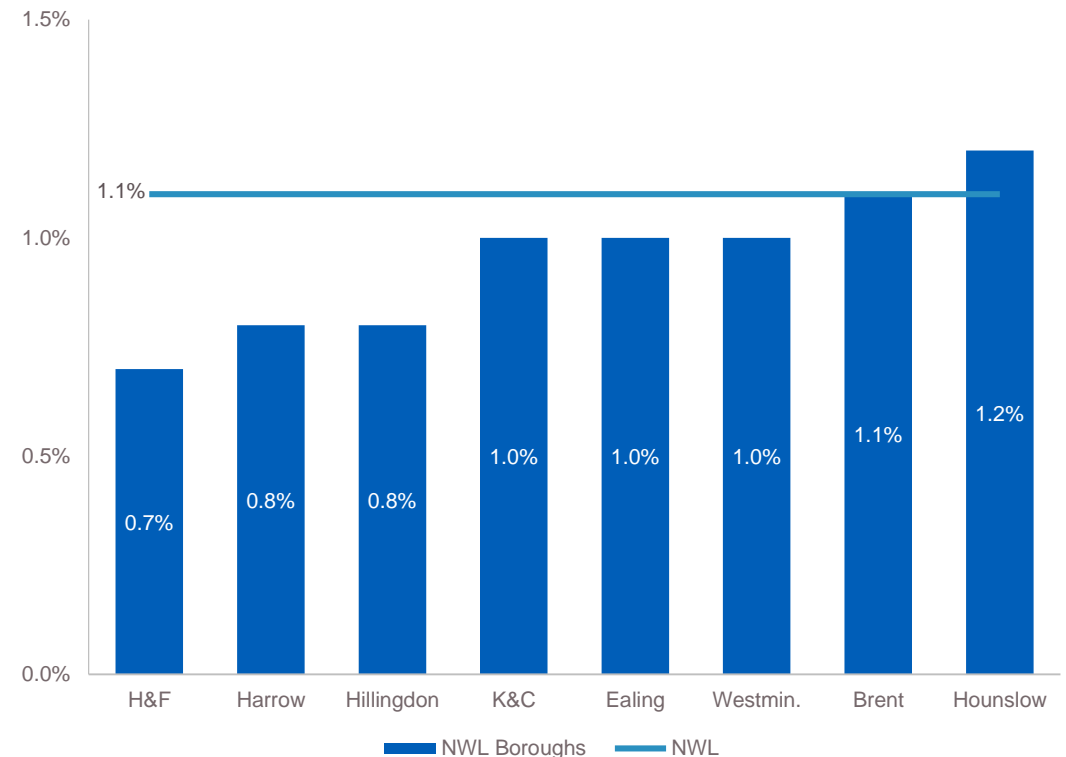
# Work is underway to increase access to talking therapies – only 1.11% of people estimated to have anxiety or depression receive talking therapies, with variation across North West London

North West London has continued to improve access to talking therapies for those with common mental health problems, such as anxiety and depression. Whilst capacity has expanded rapidly in recent years, people's access to care remains relatively low compared with prevalence and nationally, the attrition rate of 45% between one and two contacts.

- We will reach more people by flexing the approach e.g. accessibility, group work, particularly tailoring the service to differing local communities and ensuring that the workforce is reflective of the local population.
- We must also expand our reach through other organisations, sectors and industries, to further develop the broader health, social and economic improvements of NW London.
- We will ensure closer alignment with community mental health and primary care to reduce the attrition so that more people to get to the right service first time, enabling reliable recovery and improvement.

**Access to Talking Therapies:** People entering Talking Therapies as a percentage of those estimated to have anxiety / depression

Source: NWL local data, August 2023













# Community care

# Community Mental Health Care in North West London is now more focused on treatment and recovery

- Community mental health is increasingly joined up with primary care and community assets and will become part of the services on offer through our Integrated Neighbourhood Teams, which are central to development community based models of care.
- This enables people to receive more holistic, person centered care based on individual need – joining up physical health, social and mental health interventions closer to their homes that address underlying issues and problem.

## 10 principles for Community Mental Health Transformation

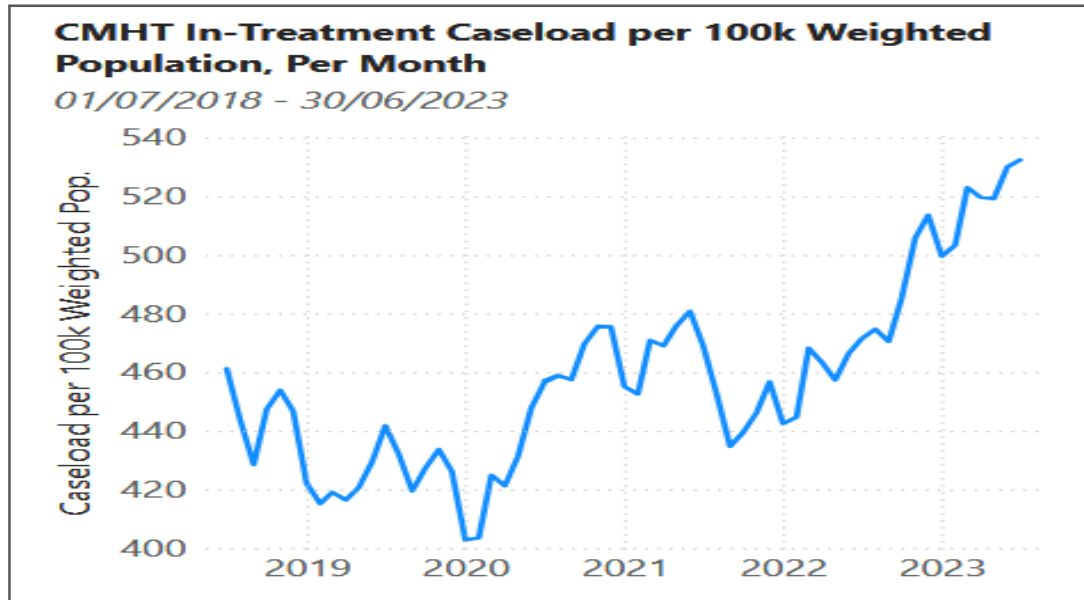
-  1. A local delivery model. All resource will be '**place based**' positioned in the Hubs and MINT Locality Teams.
-  2. There will be a 24/7 **referral route**.
-  3. Community Hubs and MINT Locality Teams **aligned to Primary Care Networks (PCNs)** with shared care protocols and records where necessary.
-  4. Regular Community Hub/MINT Locality Team and PCN **catch ups**.
-  5. Less focus on caseloads and more on responsive and **timely easy to access** support offers, including a therapeutic menu and **voluntary sector led provision**.
-  6. Daily **senior triage meetings**.
-  7. **DIALOG+** to be used to inform every assessment with a stepped care model reducing repeat assessments and multiple referrals.
-  8. Every person to have a named worker with **individualised care**.
-  9. Delivery of intervention based care meeting clinical and social needs which make use of existing **community assets and individual strengths**, not generic care coordination.
-  10. Every member of staff dedicated to **empowering their service user** to maintain good physical health and working to enhance mental health equalities.

## Opportunities for community mental health in INTs:

- Information sharing between mental health services, primary care teams, community services and VCSE providers.
- Strong promotion of good mental health and wellbeing with a focus on the most at-risk populations.
- Consider the role of INTs in the commissioning of VCSE led mental health services in the community.
- Making the right connections with housing services, to prevent homelessness and address need arising from housing issues.
- Address a holistic approach to care through addressing physical and mental health needs through integrated complex care.

# Capacity in community mental health teams has expanded to enable greater access

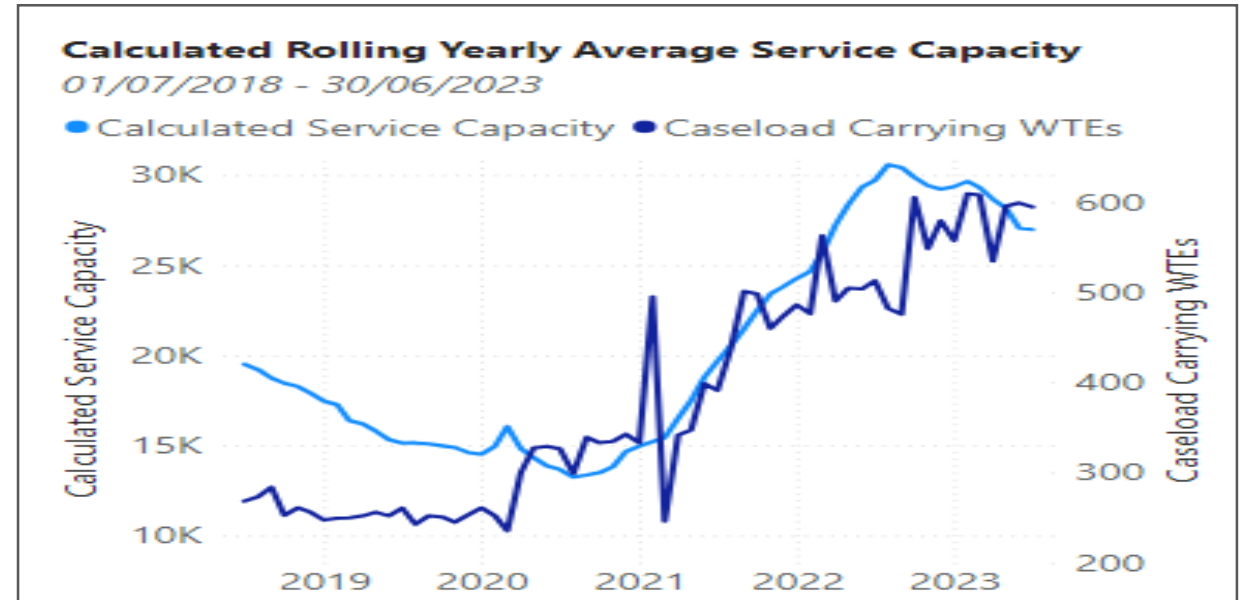
The proportion of adults 18+ <sup>1</sup> in community mental health treatment at any one time has increased by ~16% on 5 years ago



In-treatment caseload is determined by excluding service users on caseload without at least one contact in the past 60 days; this reduces the caseload by -50%. This varies greatly between CMHH (-36%) & MINT (-65%)<sup>2</sup>.

CMHH/MINT teams will have services users on their caseloads that do not require high contact intensity, e.g. a 6 monthly medication review. Of 11,219 excluded service users 4,569 were waiting for first contact, a measure of unmet need

Caseload carrying WTEs has increased by ~150% – we have calculated what this should mean for our capacity



We have calculated service capacity as the number of cases a team appear to be able to complete in a year. This is a function of the clinical workforce size, each team's average caseload per clinician and average case length (at discharge) – see details on next page

Capacity has generally moved in line with the caseload carrying WTE increase in recent years

# Overall, access to community teams lags access targets by 14%, while just under one third of service users are awaiting first contact

**DRAFT – validation being undertaken**

- Service users with 2+ contacts (an access target expectation) total 14% lower than the FY23/24 access target. Westminster is the exception in surpassing its access goal.

## CMHT Treatment Met & Unmet Need

Latest 12-Months (01/07/2022 - 30/06/2023)

Service	Av. Caseload	Av. In-Treatment Caseload	Av. Waiting List (Caseload Waiting for First Contact)	SUs With At Least 2 Contacts in the 12-Month Period	2023/24 Access Goal	Difference	18+ Pop.	Discharged as a % of 18+ Pop.
CMHT - Brent	2,503	1,770	476	3,506	4,235	-729	236,907	1.48%
CMHT - Harr	2,182	1,342	460	2,635	2,842	-207	181,646	1.45%
CMHT - Hill	2,562	1,349	519	2,469	3,581	-1112	221,491	1.11%
CMHT - K&C	1,700	1,217	252	2,388	2,767	-379	120,664	1.98%
CMHT - Westm	2,621	1,736	403	3,390	2,370	1020	210,025	1.61%
MINT - Ealing	4,313	1,710	933	3,419	4,751	-1332	243,031	1.41%
MINT - H&F	3,178	1,053	739	2,034	2,525	-491	139,004	1.46%
MINT - Hounslow	3,668	1,185	787	2,766	3,361	-595	194,848	1.42%
<b>Total</b>	<b>22,565</b>	<b>11,346</b>	<b>4,569</b>	<b>22,607</b>	<b>26,433</b>	<b>-3826</b>	<b>1,547,616</b>	<b>1.46%</b>

Sources: Activity Data – EPR System Feeds; Absolute population – [ONS mid-2020 population estimates](#); Weighted population – See Appendix 1; 23/24 Access Goal – NWL provided MH trajectories

And caseload per WTE varies across Boroughs, as does average case length

**DRAFT –  
validation being  
undertaken**

### Calculated Service Treatment Capacity and Estimated Service Deficit

Latest 12-Months (01/07/2022 - 30/06/2023)

Service	Caseload Carrying WTEs (A)	Caseload per Carrying WTE (B)	Av. Case Length at Discharge (C)	Annual Service Capacity (A*B*365)/C	2023/24 Access Goal	Service Capacity Surplus (Deficit)
CMHT - Brent	80	31	210	4,357	4,235	122
CMHT - Harr	58	38	434	1,835	2,842	-1007
CMHT - Hill	56	46	329	2,840	3,581	-742
CMHT - K&C	78	22	245	2,534	2,767	-234
CMHT - Westm	101	26	167	5,725	2,370	3355
MINT - Ealing	73	59	320	4,916	4,751	165
MINT - H&F	54	58	396	2,933	2,525	408
MINT - Hounslow	60	61	434	3,086	3,361	-275
<b>Total</b>	<b>559</b>	<b>40</b>	<b>302</b>	<b>27,317</b>	<b>26,433</b>	<b>884</b>



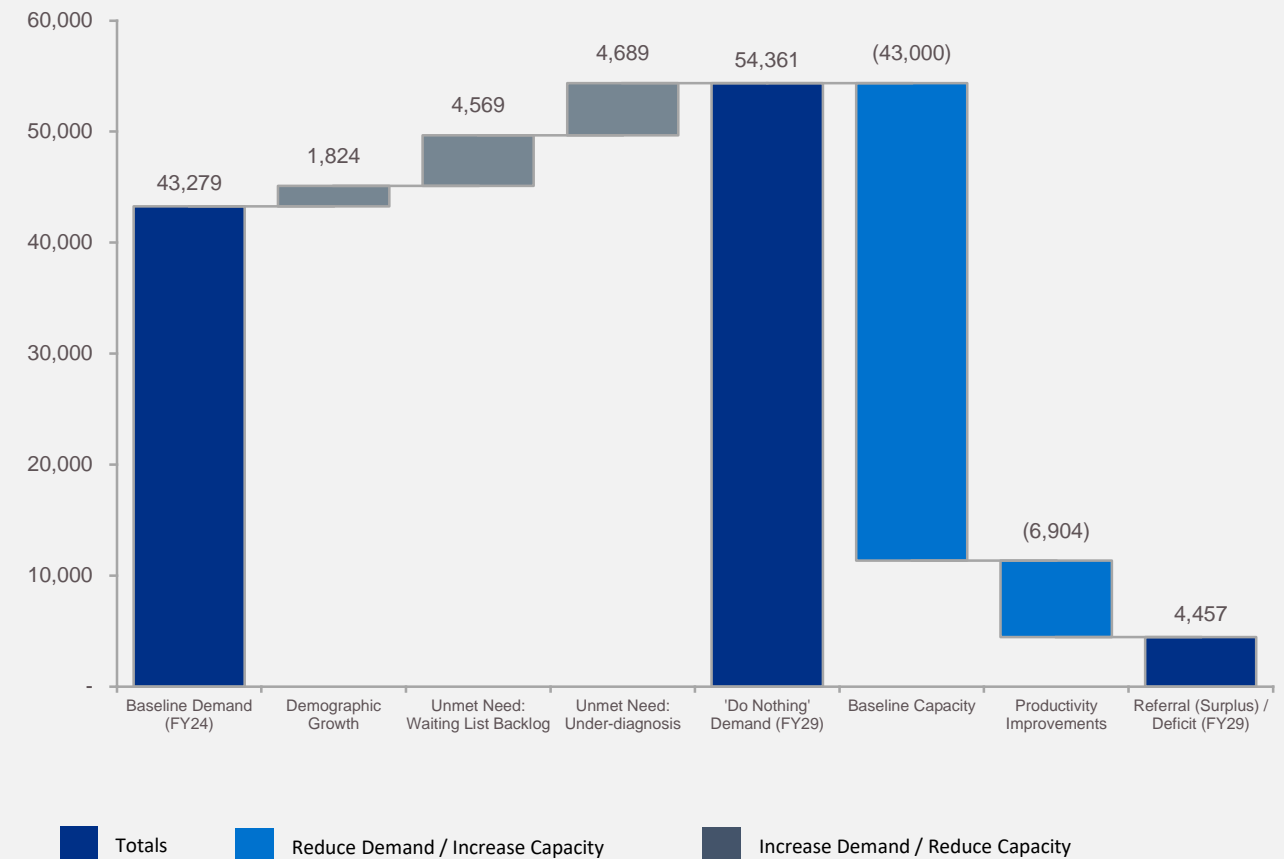
# Unless significantly higher productivity improvements can be made in community mental health teams, there could be a significant capacity gap in FY29

## CMHH / MINT Referrals:

- The modelling demonstrates that in **FY29, NWL's** referral surplus / deficit could range from a **deficit of 12k referrals** to a **deficit of 3k referrals** depending primarily on the level of unmet need in the system that we can service, and the productivity improvements that we can unlock.
- The **'central case' scenario** (which is the most realistic of the three scenarios) concludes that we need to make higher productivity improvements to meet the currently estimated level of unmet need in the system.
- Work continues to refine inputs and assumptions, particularly around the existing CMHH / MINT capacity.

Scenarios	Worst	Central	Best
<b>Current Demand [FY24 outturn]</b>	<b>43k</b>	<b>43k</b>	<b>43k</b>
Demographic Growth	2k	2k	1k
Unmet Need: Waiting List Backlog	5k	5k	5k
Unmet Need: Under-diagnosis	5k	5k	4k
<b>Future Demand [FY29 'Do Nothing']</b>	<b>55k</b>	<b>54k</b>	<b>53k</b>
Current Capacity Estimate* [FY24]	(43k)	(43k)	(43k)
Productivity Improvements	-	(7k)	(7k)
<b>Referral (Surplus) / Deficit [FY29 'Do Something']</b>	<b>12k</b>	<b>5k</b>	<b>3k</b>

## CMHH / MINT Referrals: 'Central' Case Modelling Scenario



CMHH – Community Mental Health Hubs (CNWL)

MINT – Mental Health Integrated Network Teams (WLT)

\*NOTE: Further work is required to refine this capacity estimate.

Sources: CNWL / WLT demand data and available beds data [Jan 2023 – Dec 2023].

# Were North West London able to standardise caseloads per WTE within a consistent model, we may be able to increase capacity to 20% more than the current access target

**DRAFT – validation being undertaken**

- Applying Brent’s operating model metrics (step down success rate of 74% and crisis presentation of 2.1%) across NWL increases capacity by 3,573 to 31,797 service users, 20% above the FY23/24 access goal (after isolating each service’s management of in-treatment service users, those with 2+ contracts prior to discharge, in highlighting treatment capacity. Service capacity includes access by all service users regardless of contact levels)
- This needs sense checking with service leads. MINT & CMHH services may not be sufficiently similar to support direct comparison

## Optimising Treatment Capacity

Latest 12-Months (01/07/2022 - 30/06/2023)

Service	Caseload Carrying WTEs	In-Treatment Caseload per Carrying WTE	Av. Treatment Case Length at Discharge	Annual Treatment Capacity
CMHT - Brent	80	22	436	1,482
CMHT - Harr	58	23	828	591
CMHT - Hill	56	24	729	675
CMHT - K&C	78	16	545	815
CMHT - Westm	101	17	385	1,648
MINT - Ealing	73	23	832	750
MINT - H&F	54	19	995	386
MINT - Hounslow	60	20	908	476
<b>Total</b>	<b>559</b>	<b>20</b>	<b>671</b>	<b>6,823</b>

## Impact on Service Capacity

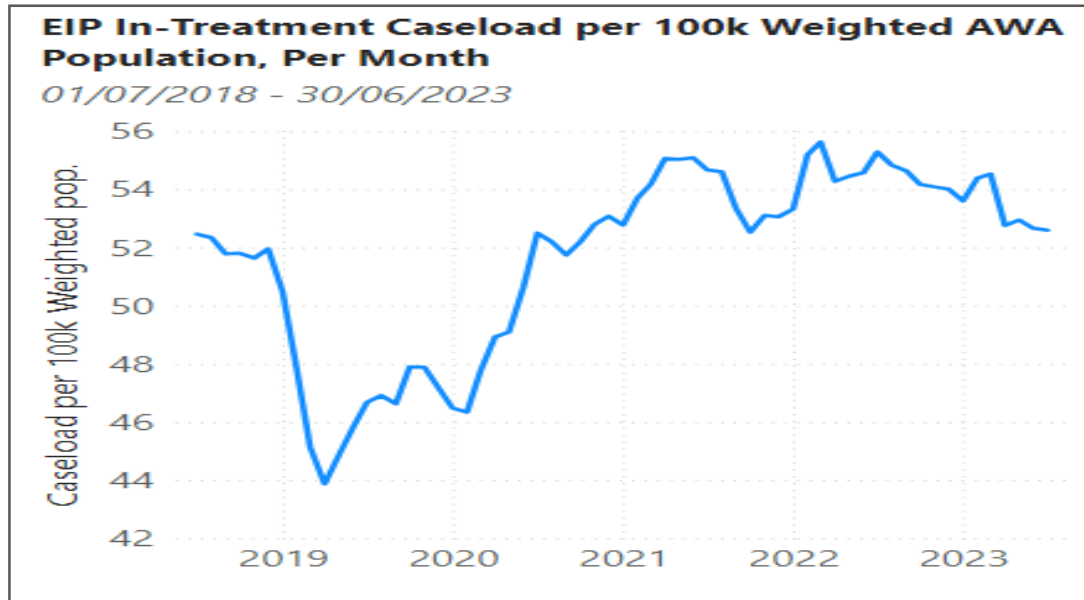
Annual Optimised Treatment Capacity	Annual Optimised Service Capacity	2023/24 Access Goal	Optimised Treatment Capacity Deficit Per 100k 18+ Pop.
1,482	4,357	4,235	122
1,070	2,314	2,842	-528
1,045	3,210	3,581	-371
1,447	3,165	2,767	398
1,872	5,949	2,370	3579
1,354	5,520	4,751	769
1,011	3,558	2,525	1034
1,114	3,724	3,361	363
<b>10,396</b>	<b>31,537</b>	<b>26,433</b>	<b>5104</b>



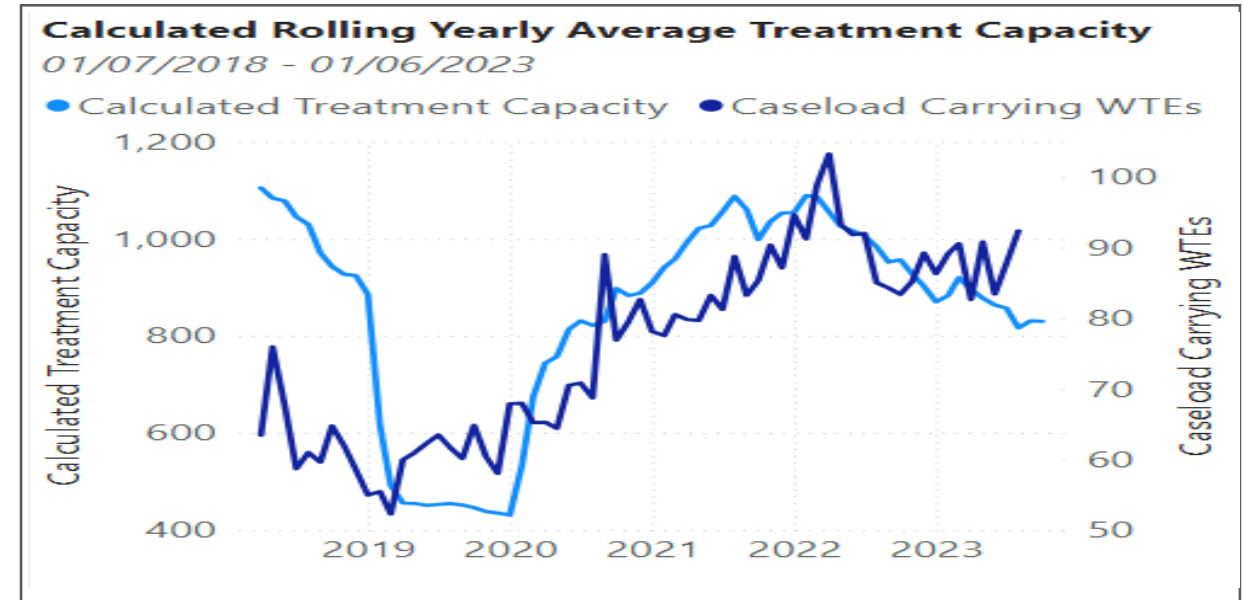
# Early Intervention in Psychosis

# Capacity in early intervention services has expanded to enable greater access

The proportion of the adult working age (AWA) population in-treatment for EIP is largely back to pre-Covid levels



Caseload carrying WTEs for EIP has increased by ~30%



In-treatment has been determined by excluding Service Users (SUs) on caseload without at least one contact in the past 60 days, EIP will have a cohort at any one time not engaged with the service

Very few SUs are waiting for first contact, our first indicator of unmet demand.

Note: EIP accepts referrals from SUs aged 14 years +; Determining 14-65 pop. is not straightforward, AWA pop. used as a proxy.

# North West London appears to have sufficient capacity to support Early intervention in psychosis

**DRAFT – validation being undertaken**

- We have calculated treatment capacity as the no. of cases a team appear to be able to complete in a year. This is a function of the clinical workforce size, each team’s average caseload per clinician & average case length (at discharge).
- Capacity has generally moved in line with the caseload carrying WTE increase in recent years. The pandemic did reduce capacity by elongating case length. Case length increase is also the prime driver of capacity decline since Feb-22. This is not, however, necessarily a concern if EIP is adhering to its evidence-based model of intense support for up to 3 years. However, only WLT EIP services seem to be adopting 3 year model when we review team discharge profiles.
- Brent and Hammersmith & Fulham place lower caseload demands on staff, which reduces treatment capacity.

**Calculated Service Treatment Capacity and Estimated Service Deficit**  
*Latest 12-Months (01/07/2022 - 30/06/2023)*

Service	Caseload Carrying WTEs (A)	In-Treatment Caseload per Carrying WTE (B)	Av. Case Length (C)	Annual Treatment Capacity (A*B*365)/C	Treatment Capacity per 100k Weighted AWA Pop.	Treatment Capacity Deficit per 100k Weighted AWA Pop.	Treatment Capacity per 100k AWA Pop.	Treatment Capacity Deficit per 100k AWA Pop.
Early Intervention - Brent	16	9	459	117	39		59	
Early Intervention - Hill /Harr	15	13	390	178	60		54	
Early Intervention - KCW	17	12	495	156	33		56	
EIP - Ealing	15	14	404	195	51		96	
EIP - H&F	10	10	400	93	39		77	
EIP - Hounslow	13	14	414	157	65		95	
<b>Total</b>	<b>87</b>	<b>12</b>	<b>429</b>	<b>886</b>	<b>46</b>		<b>68</b>	

Note: EIP accepts referrals from SUs aged 14 years +; Determining 14-65 pop. is not straightforward, AWA pop. used as a proxy.

# Optimising the delivery model would increase capacity by 24%

**DRAFT –  
validation being  
undertaken**

- If we look at the efficacy of services as measured by step down success (a recovery pathway) and avoidance of A&E crisis presentations. Then replicating Ealing’s results would appear to raise standards, it currently has a high step-down success rate of 81% and a crisis presentation rate lower than most at 2%.
- If we, for illustration purposes, align all services to Ealing’s operating model metrics then the treatment capacity would increase by 213 (24%) across North West London per the table below.

## Optimising Treatment Capacity

Latest 12-Months (01/07/2023 - 30/06/2023)

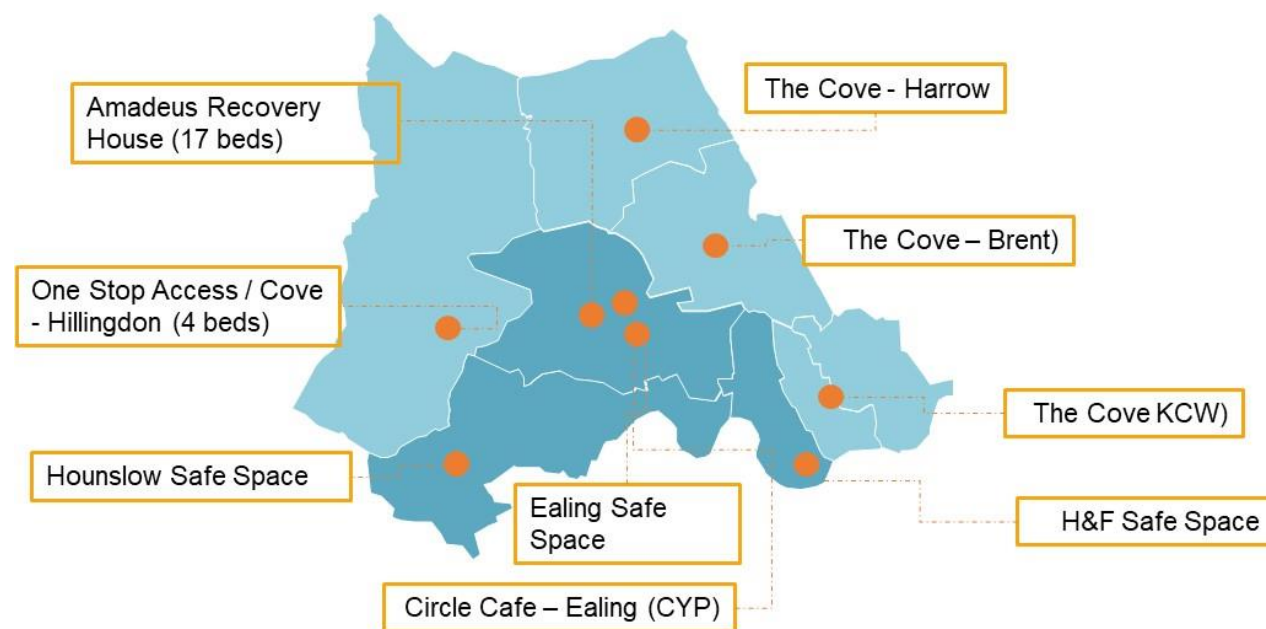
Service	Caseload Carrying WTEs	In-Treatment Caseload per Carrying WTE	Av. Case Length	Annual Treatment Capacity	Annual Optimised Treatment Capacity	Optimised Capacity Per 100k Weighted AWA Pop.	Optimised Treatment Capacity Deficit Per 100k Weighted AWA Pop.	Optimised Capacity Per 100k AWA Pop.	Optimised Treatment Capacity Deficit Per 100k AWA Pop.
Early Intervention - Brent	16	9	459	117	200	66		100	
Early Intervention - Hill	15	13	390	178	191	65		58	
Early Intervention - KCW	17	12	495	156	219	47		79	
EIP - Ealing	15	14	404	195	195	51		96	
EIP - H&F	10	10	400	93	128	54		106	
EIP - Hounslow	13	14	414	157	165	68		100	
<b>Total</b>	<b>87</b>	<b>12</b>	<b>429</b>	<b>886</b>	<b>1099</b>	<b>57</b>		<b>85</b>	

Note: EIP accepts referrals from SUs aged 14 years +; Determining 14-65 pop. is not straightforward, AWA pop. used as a proxy.

# Care for people in crisis

# Mental Health Crisis Care has continued the shift to community based models of care and investing in alternatives to admission

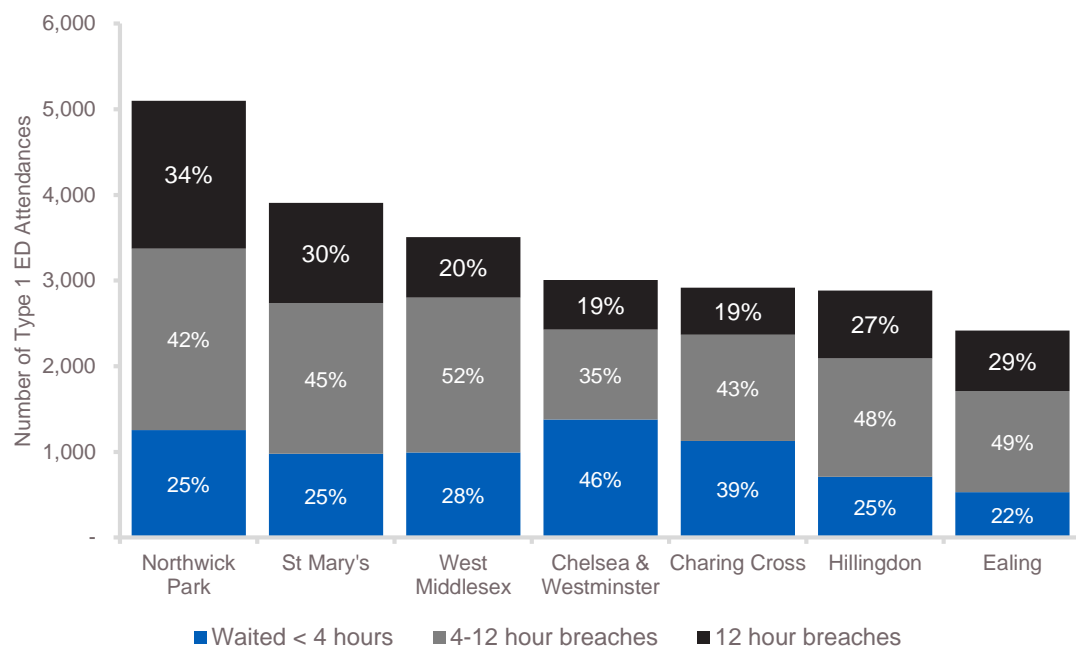
- For those experience mental health crisis, our aim is, and always will be, to ensure that we provide the highest quality, compassionate, trauma-informed and most appropriate mental health care for people who need it across our boroughs.
- Mental health crisis care has significantly expanded with 24/7 community teams, a range of crisis alternatives to A&E and inpatient care available across the ICS. The expansion of liaison psychiatry teams means that every A&E department in NW London has a team in place that meets Core 24 standards.
- There is a growing need to further promote and improve professional and public knowledge of alternative crisis services to better direct people to the most appropriate service and prevent the need for A&E attendances and admission. Added to this, we continue to improve the existing 24/7 open access urgent mental health helplines.



# Residents attending A&E departments with a mental health diagnosis are twice as likely to wait more than 12 hours compared to those without such a diagnosis

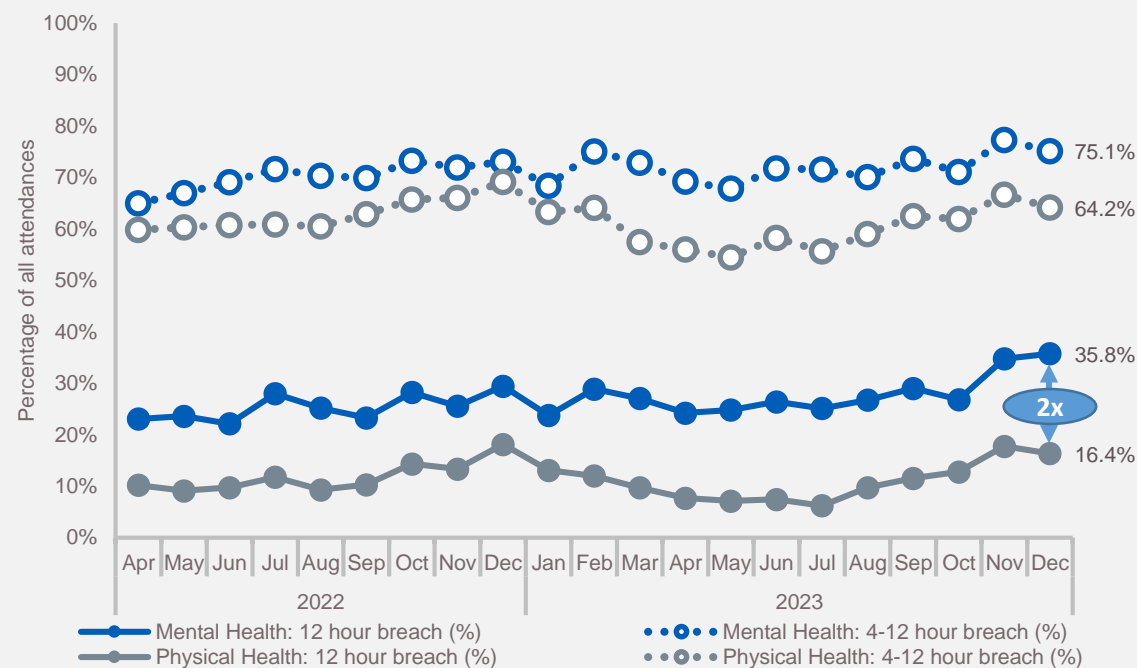
## Patients attending ED with a MH diagnosis

Split by waiting time bracket [Jan – Dec 2023]



## Mental Health breaches compared to Physical Health breaches

Split by 4-12 hour breaches and 12 hour breaches [Jan – Dec 2023]



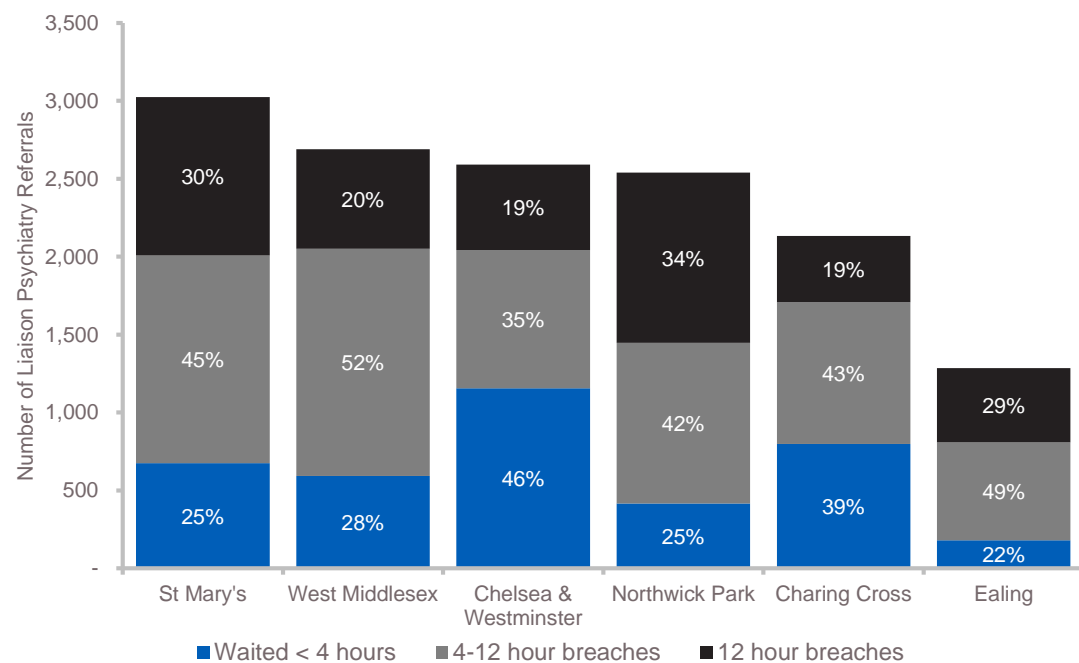
**Source:** NWL ECDS Data [Jan 2023 – Dec 31st 2023] used to quantify daily MH ED attendances using custom NWL logic (through use of primary and secondary diagnoses and other logic).

**Note:** ECDS data is currently part of a thorough data quality improvement programme.

# Patients being referred to Liaison Psychiatry wait on average 8-12 hours in ED, with those breaching 12 hours spending c. 24 hrs in ED

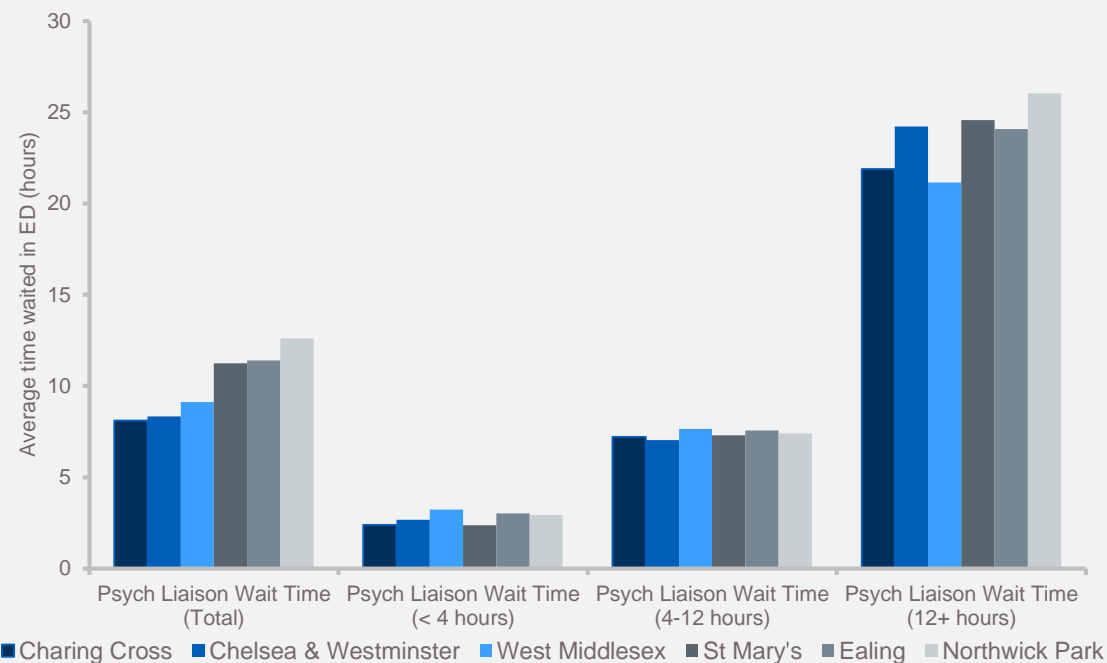
## Patients referred to Liaison Psychiatry

Split by waiting time bracket [Jan – Dec 2023]



## Waiting times for patients referred to Liaison Psychiatry

Split by waiting time bracket [Jan – Dec 2023]



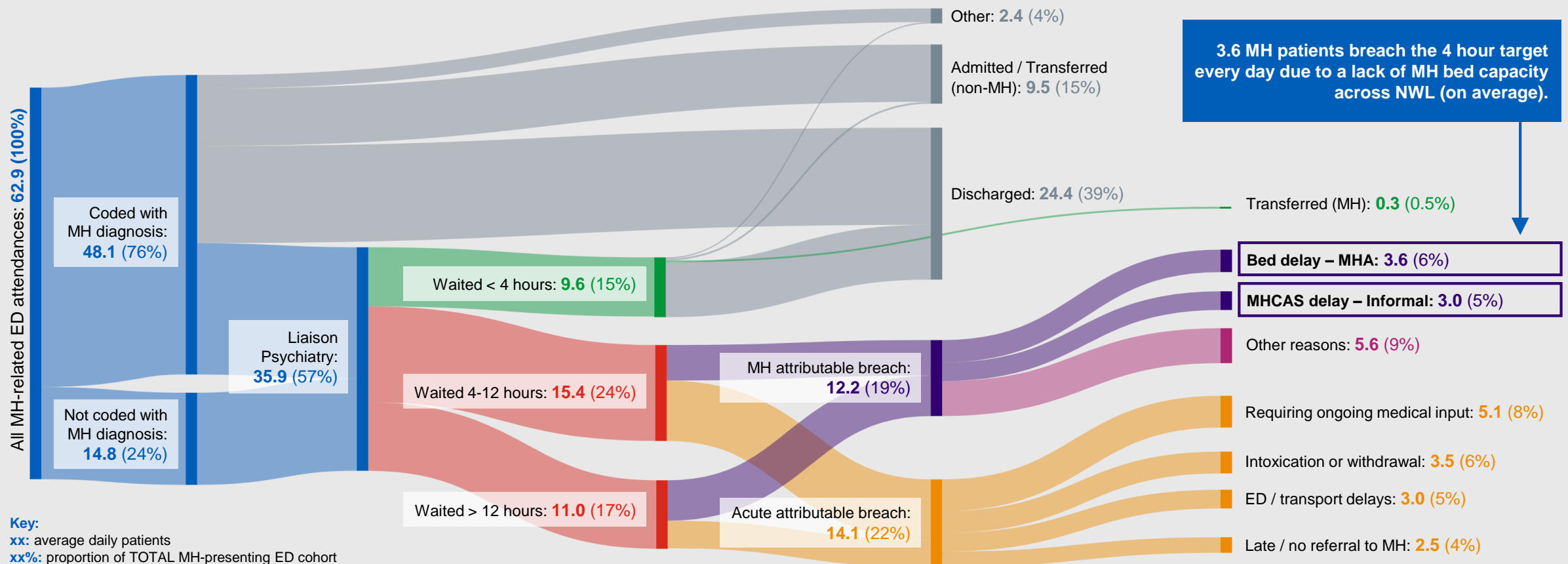
Source: NWL ECDS Data [Jan 2023 – Dec 31st 2023] filtered by patients referred to Liaison Psychiatry.

Note: ECDS data is currently part of a thorough data quality improvement programme.



# On an 'average day', 63 patients attend A&Es across North West London with mental health disorders, with 3 - 4 waiting over 4 hours due to a lack of mental health beds

- This diagram shows that **62.9** patients (on average) present at NWL EDs every day with **mental ill health**.
- Of these patients, **35.9 (57%)** are referred to **Liaison Psychiatry** services.
- **26.4 patients (74%)** of these patients wait longer than **4 hours**, and **31%** wait longer than **12 hours**.
- Of these **26.4** patients, **12.2 (46%)** breach due to **reasons attributable to our MH trusts**.
- **3.6 patients** breach the ED 4 hour target due to a lack of bed or MHCAS capacity in the system.

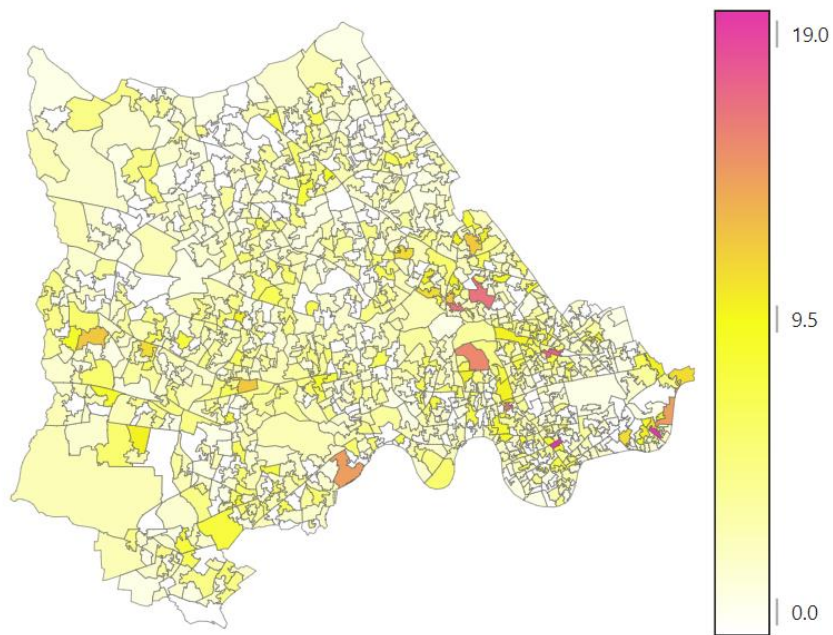


Sources: NWL ECDS Data (January 1<sup>st</sup> 2023 – December 31<sup>st</sup> 2023) used to quantify daily MH ED attendances and Liaison Psychiatry referrals using custom NWL logic. Breach reasons analysis derived from manual reporting collated by CNWL (29<sup>th</sup> May 2023 – 21<sup>st</sup> January 2024) and extrapolated to the rest of NWL. Note: ECDS data is currently part of a thorough data quality improvement programme.

# Acute/ inpatient care

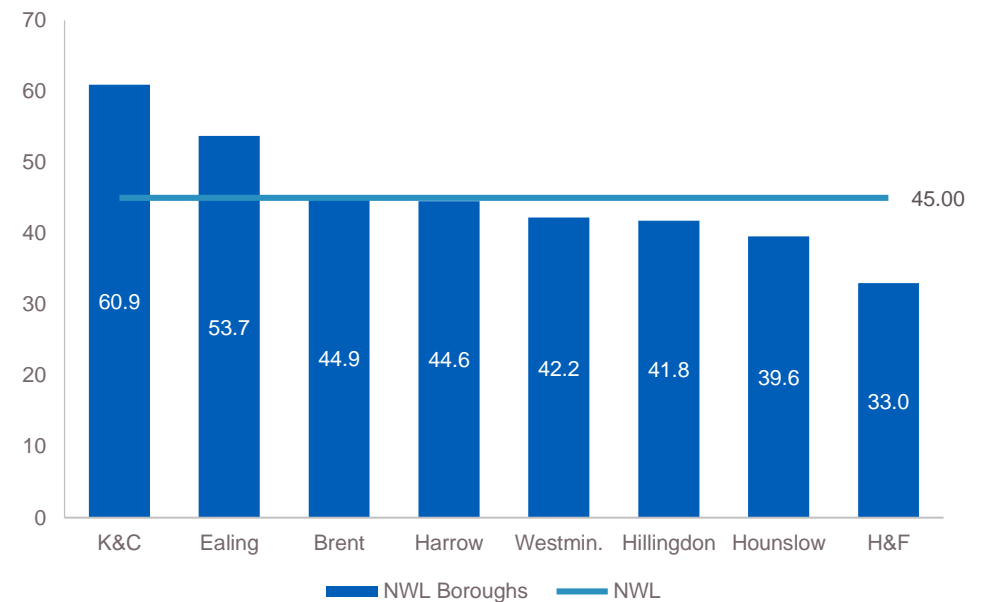
# There is variation in admissions and inpatient lengths of stay across our boroughs

Heatmapping - by LSOA



**Occupied bed days in acute mental health services**  
Per 100,000 population

Source: NWL local data, August 2023



- Our aim across North West London ICS is, and always will be, to ensure that we provide the highest quality, compassionate, trauma-informed and most appropriate mental health care for people who need it across our boroughs.
- This includes increased access to integrated services in the community, inpatient facilities that meet modern standards of acute mental health care, supporting patient dignity and privacy, with ease of access where required. We follow the principles laid out in the Mental Health Capacity Act 2005 that mental health care should be in the least restrictive setting and acute inpatient care should only be used where there is no better alternative.

# Modelling demonstrates that demand growth for inpatient services can be addressed through several transformation opportunities

## MH Inpatient Services: Central Case Modelling Summary

Service	Current Demand [FY24 Outturn]	Demographic Growth [5 yrs]	Unmet Need Estimate [p.a.]	Future Demand [FY29 – 'Do Nothing']	Capacity [Current + Plan]	Transformation opportunities [p.a.]	(Surplus) / Deficit [FY29 – 'Do Something']
Adult Acute	330 beds	11 beds	8 beds for OOA patients 4 beds to better service ED long waits	353 beds	(343) current (8) future	(20) [-6% admissions] (20) [-6% Av LoS] +35 [adjustment to hit target occupancy of 90%]	(2) bed surplus
Older Adult Acute	86 beds	6 beds	-	93 beds	(102) current	(12) [-13% admissions] (23) [-28% Av LoS] +6 [adjustment to hit target occupancy of 90%]	(37) bed surplus
Rehab	144 beds	6 beds	-	151 beds	(144) current	(10) [-6% Av LoS] +16 [adjustment to hit target occupancy of 90%]	13 bed deficit
PICU	48 beds	1 bed	-	49 beds	(54) current	(0.3) [-1% Av LoS] +5 [adjustment to hit target occupancy of 90%]	1 bed deficit
LTC / CC	17 beds	3 beds	-	20 beds	(37) current	(9) [-1% Av LoS] +5 [adjustment to hit target occupancy of 90%]	(25) bed surplus

# Adult Acute: Our 'Central' scenario demonstrates we can manage future demand through realising several transformation opportunities

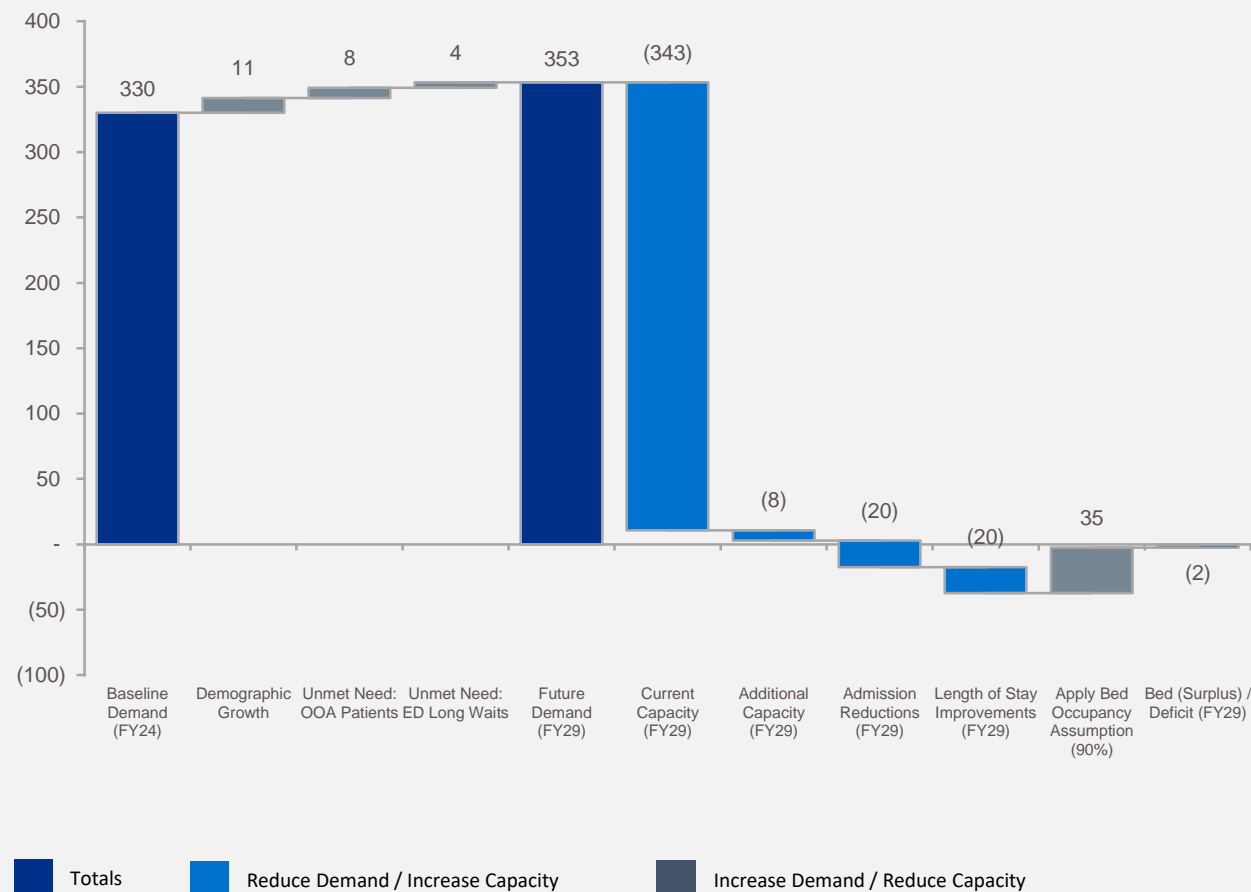
## Adult (18-64) Acute Beds:

- The modelling demonstrates that in **FY29, NWL's** bed surplus / deficit could range from a **deficit of 50 beds** to a **surplus of 38 beds**, depending primarily on our ability to transform our services through reducing length of stay, reducing bed occupancy, and reducing admissions through providing alternative, more suitable settings for patients in crisis.
- The **'central case' scenario** (which is the most realistic of the three scenarios) concludes that we currently have sufficient adult acute MH beds, assuming that we can appropriately transform our services.

Scenarios	Worst	Central	Best
<b>Current Demand</b> [FY24 outturn]	<b>330</b>	<b>330</b>	<b>330</b>
Demographic Growth [FY24-FY29]	11	11	2
Unmet Need: OOA Patients [FY29]	8	8	8
Unmet Need: ED Long Waits [FY29]	4	4	4
<b>Future Demand</b> [FY29 'Do Nothing']	<b>353</b>	<b>353</b>	<b>343</b>
Current Capacity [FY24]	(343)	(343)	(343)
Additional Capacity [FY24-FY29]**	(8)	(8)	(8)
Admission reductions [FY29]	-	(20)	(36)
Length of stay improvement [FY29]	-	(20)	(18)
Apply bed occupancy assumption	39	35	15
<b>Bed (Surplus) / Deficit</b> [FY29 'Do Something']	<b>50</b>	<b>(2)</b>	<b>(38)</b>

**Sources:** CNWL / WLT demand data and available beds data [Jan 2023 – Dec 2023].  
 \*Further \*\*Relates to a 16 bed ward being built at Park Royal, though 8 beds are currently temporarily being provided at Kingswood.

## Adult (18-64) Acute Beds: 'Central' Case Modelling Scenario



# Older Adult Acute: Our 'Central' scenario demonstrates we could have a bed surplus through achieving transformation opportunities

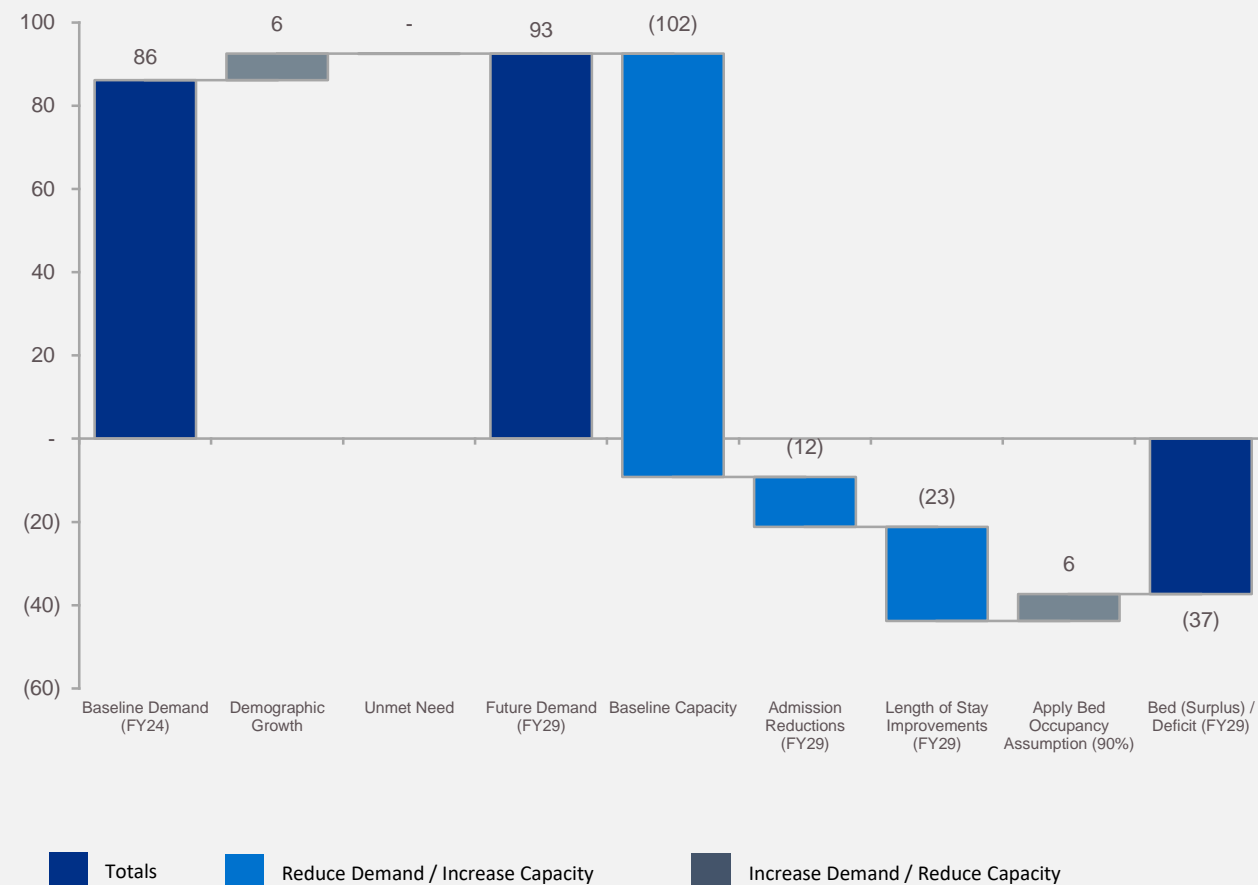
## Older Adult (65+) Acute Beds:

- The modelling demonstrates that in **FY29, NWL's** bed surplus / deficit could range from a **deficit of 1 bed** to a **surplus of 46 beds**, depending primarily on our ability to transform our services through reducing length of stay, reducing bed occupancy, and reducing admissions through providing alternative, more suitable settings for older adults.
- The **'central case' scenario** (which is the most realistic of the three scenarios) concludes that we will have plenty of beds for older adult acute patients, assuming we can transform our services appropriately.

Scenarios	Worst	Central	Best
<b>Current Demand [FY24 outturn]</b>	<b>86</b>	<b>86</b>	<b>86</b>
Demographic Growth [FY24-FY29]	6	6	10
Unmet Need	-	-	-
<b>Future Demand [FY29 'Do Nothing']</b>	<b>93</b>	<b>93</b>	<b>97</b>
Current Capacity [FY24]	(102)	(102)	(102)
Admission reductions [FY29]	-	(12)	(22)
Length of stay reductions [FY29]	-	(23)	(21)
Apply bed occupancy assumption	10	6	3
<b>Bed (Surplus) / Deficit [FY29 'Do Something']</b>	<b>1</b>	<b>(37)</b>	<b>(46)</b>

Sources: CNWL / WLT demand data and available beds data [Jan 2023 – Dec 2023].

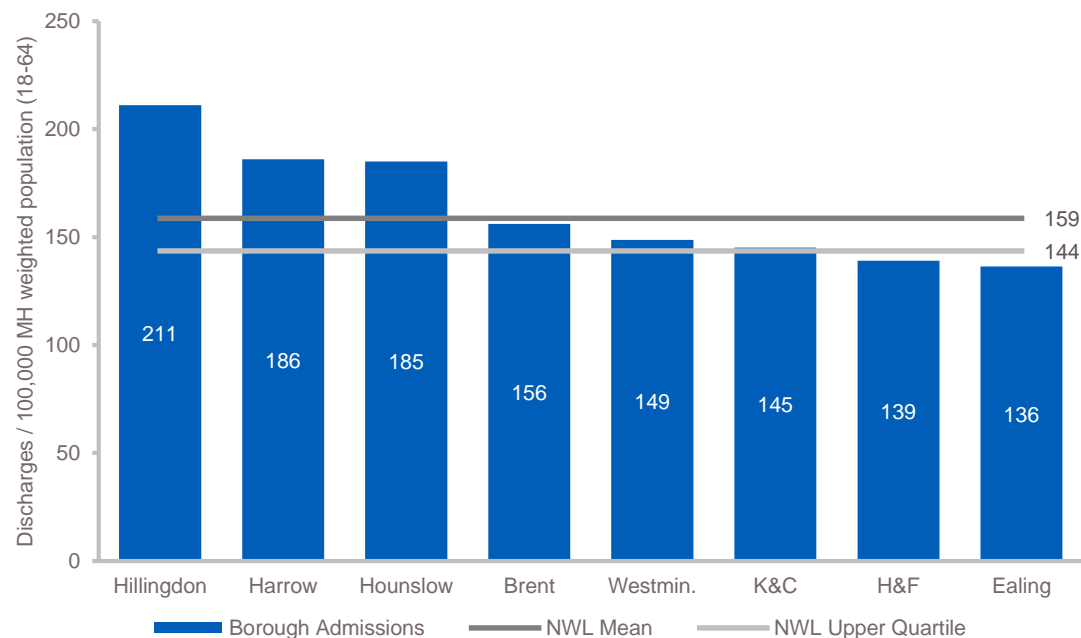
## Older Adult (18-64) Acute Beds: 'Central' Case Modelling Scenario



# Acute Admissions: Benchmarking within North West London shows some room for improvement in preventing admissions (e.g. by aligning care models)

## Adult Acute Admissions

per 100,000 MH weighted population (18-64): Jan – Dec 2023 benchmark

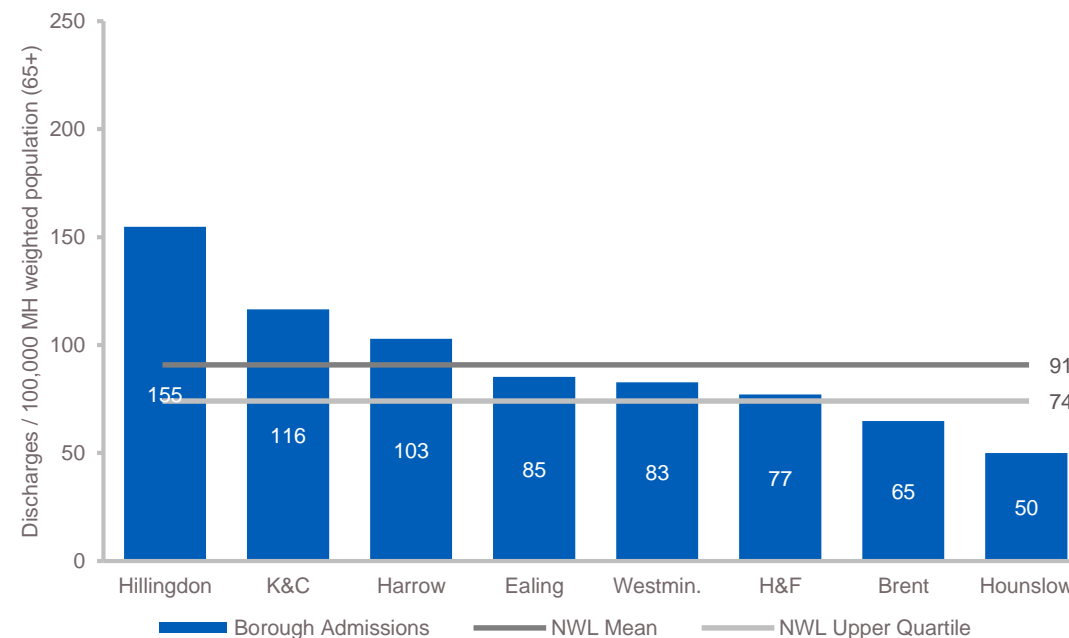


### Reducing unwarranted variation:

- Internal benchmarking estimates an improvement opportunity of **6% fewer admissions** across NWL, if all boroughs are able to achieve the NWL mean level of admissions – i.e. Hillingdon, Harrow and Hounslow are able to prevent unnecessary admissions.
- Boroughs achieving the NWL upper quartile would result in **11% fewer admissions**.
- This could be achieved by aligning care models, focusing on prevention, and/or providing alternative services such as the Mental Health Crisis Assessment Service (MHCAS).

## Older Adult Acute Admissions

per 100,000 MH weighted population (18-64): Jan – Dec 2023 benchmark



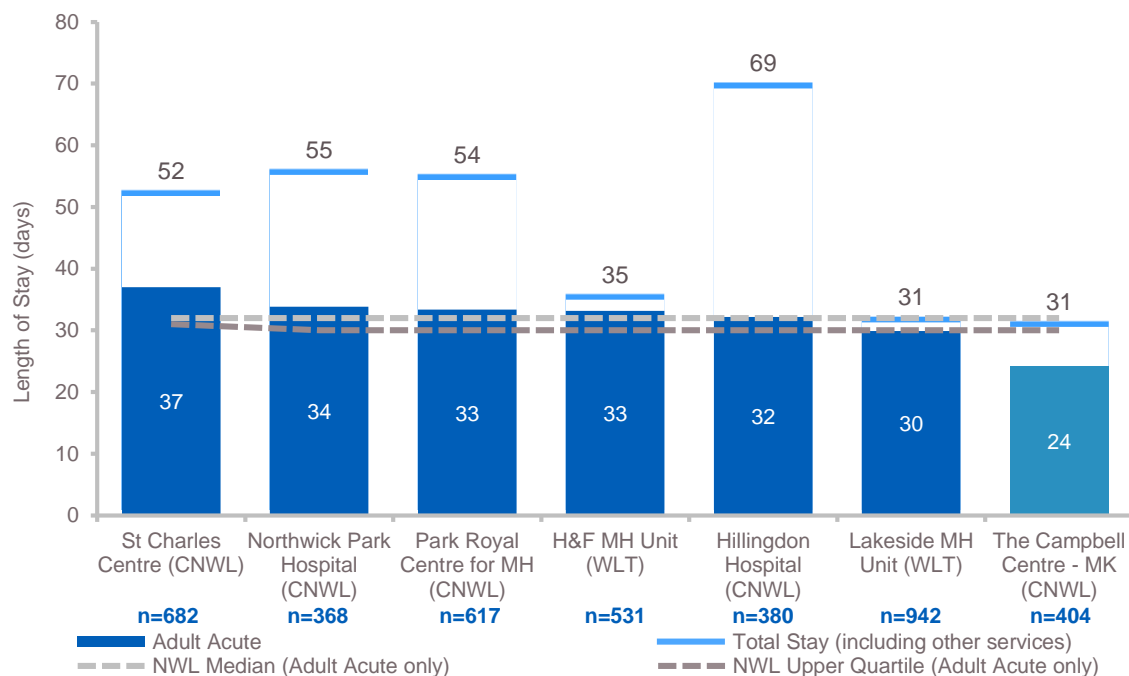
### Reducing unwarranted variation:

- Internal benchmarking estimates an improvement opportunity of **13% fewer admissions** across NWL, if all boroughs are able to achieve the NWL mean level of admissions – i.e. Hillingdon, Harrow and Hounslow are able to prevent unnecessary admissions.
- Boroughs achieving the NWL upper quartile would result in **23% fewer admissions**.
- This could be achieved by aligning care models, focusing on prevention, etc.

# Average Length of Stay for Acute Services: Benchmarking within North West London indicates some room for improvement in reducing average length of stay

## Adult Acute:

Average length of stay by NWL (+ Milton Keynes) site [Jan – Dec 2023]

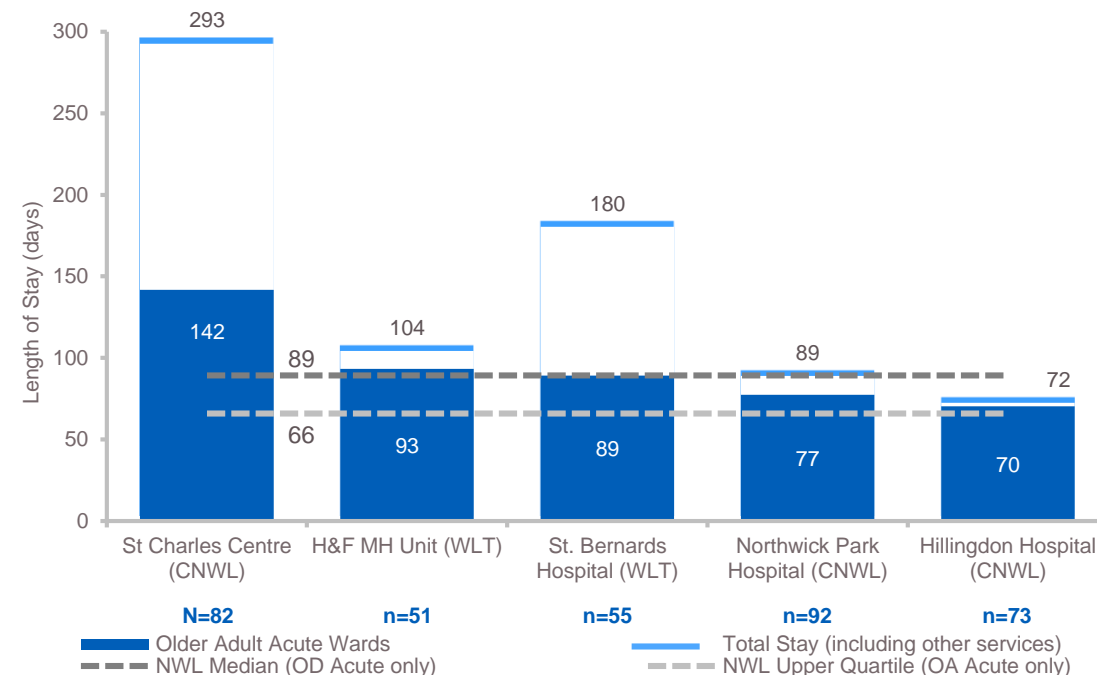


### Reducing unwarranted variation:

- Benchmarking estimates an improvement opportunity of **3% fewer bed days across NWL** if each site achieved the NWL median Av. LoS of **32 bed days** (from an Av. LoS of 33.1).
- Benchmarking estimates an improvement opportunity of **7% fewer bed days across NWL** if each site achieved the NWL upper quartile Av. LoS of **31 bed days**.
- Av. LoS could be reduced by 16% if each site were able to achieve the NWL upper decile performance (27.6 bed days).

## Older Adult Acute:

Average length of stay by NWL site [Jan – Dec 2023]

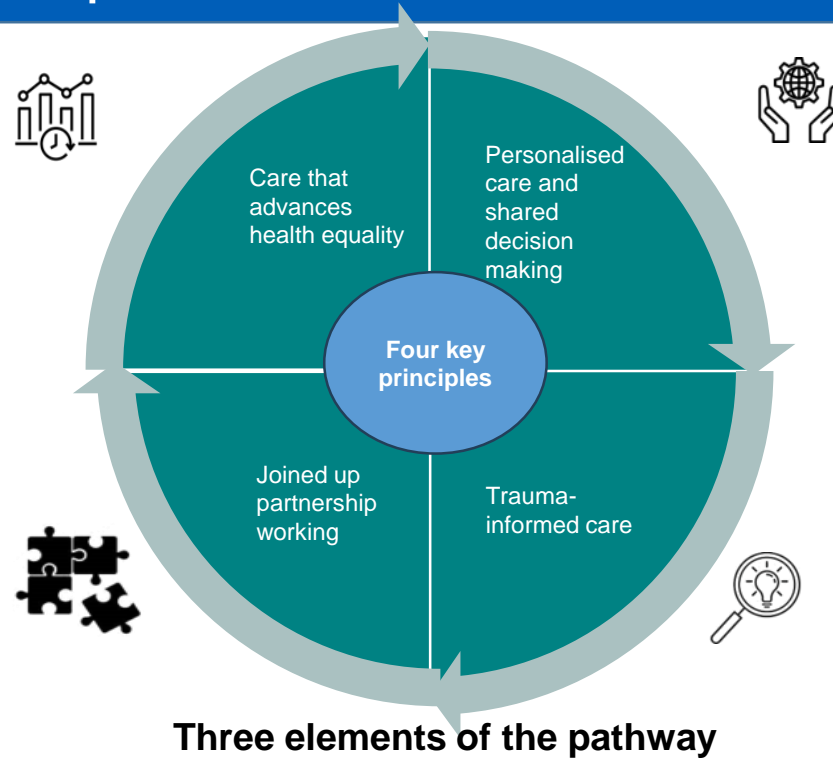


### Reducing unwarranted variation:

- Benchmarking estimates an improvement opportunity of **13% fewer bed days across NWL** if each site achieved the NWL median Av. LoS of **89 bed days** (from an Av. LoS of 91.6).
- Benchmarking estimates an improvement opportunity of **20% fewer bed days across NWL** if each site achieved the NWL upper quartile Av. LoS of **77 bed days**.



# As part of the Quality Transformation Programme, North West London is developing a plan to localise and realign mental health, learning disability and autism inpatient services



Purposeful admissions

Therapeutic inpatient care

Proactive discharge planning an effective post discharge support

Two key enablers

A fully multidisciplinary, skilled and supported workforce

Continuous improvement of the inpatient pathway.  
Using data, co-production and quality improvement methodology

## Purposeful admissions

People are only admitted to inpatient care when they require assessments, interventions or treatment that can only be provided in hospital, and if admitted, it is to the most suitable available bed for the person's needs and there is a clearly stated purpose for the admission.

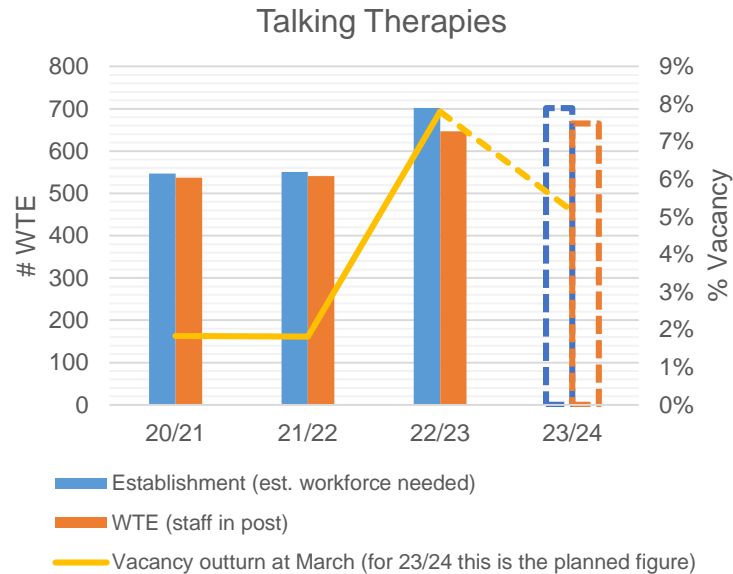
## Therapeutic inpatient care

Care is planned and regularly reviewed with the person and their chosen carer/s, so that they receive the therapeutic activities, interventions and treatments they need each day to support their recovery and meet their purpose of admission.

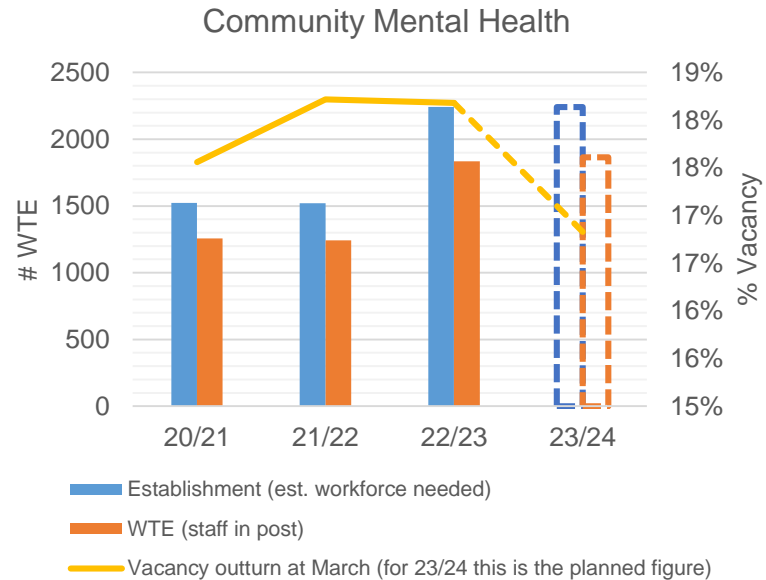
## Proactive discharge planning an effective post discharge support

Discharge is planned with the person and chosen carer/s from the start of their inpatient stay, so they can leave hospital as soon as they no longer require assessments, interventions or treatments that can only be provided in an in-patient setting, with all planned post-discharge support provided promptly on leaving hospital.

# We have expanded our workforce across service areas



Talking Therapies saw increases in establishment (22%) and staff in post (17%) and also vacancies (6%) between 21/22 and 22/23, with plans to keep establishment and staff in post relatively similar through 23/24 and to reduce vacancy rate to 5%.



Community mental health team establishment and staff in post increased by 32% between 21/22 and 22/23, with plans to keep establishment and staff in post relatively similar through 23/24.

Placeholder for community crisis

Agree a shared understanding  
of need, prevalence and  
demand

Hear the views of  
our residents and  
users

Agree a shared  
understanding of  
current provision  
including  
progress to date

**Collectively set out our  
ambitions for further  
improving services  
and closing our  
biggest treatment gaps**

# We have four key themes



We will work together in trusted partnership to build a supportive community environment that harnesses a broad range of roles, providers and sectors to enable care and support, recognising and advocating for the skills, expertise and benefit of the whole community. We will improve access to education, training, employment and broader health settings and interventions to promote good mental wellbeing for all.



Organisations and services that support residents' mental health, in both statutory and VCSE sector, will be equipped to meet the diverse health and social needs of the local population in a culturally effective manner. There will be a clear emphasis on prevention, early intervention, maximising independence and embedding strengths based approaches to both community and individual interventions.



For people (including carers) in crisis or requiring an urgent response, they will be able to access a multi-agency response that supports a holistic psycho, social and welfare approach to preventing, supporting and managing the crisis.



Care will be delivered in the least restrictive setting, but when hospital based care is required, it will be delivered in a timely way, by an expert team, within a therapeutic and compassionate environment.

# Emerging recommendations (1)

- 1) **Prioritise equity and equality of access** to services, using local data to drive co-produced service developments that meet the needs of specific communities; ensuring locally tailored and culturally appropriate solutions to improve access for these groups.
- 2) **Raise awareness** across North West London so that **every resident knows how to access mental health support** both in crisis and more widely in the community, also aiming to reduce stigma in all communities and prevent suicides.
- 3) Ensure **local community mental health offers are provided more widely** in each borough where people can access help with social issues and gain meaningful employment, with a view to seeking help earlier to prevent mental health problems and crisis.
- 4) Provide **signposting to mental health support in each local authority housing department** in North West London and ensure close liaison between mental health and housing services by having named link staff with expertise in this area.
- 5) Support further **integration between primary care and mental health services** to facilitate better joined up working so that care can be delivered in the right setting, at the right time, to respond to the needs of patients.
- 6) **Reduce waiting times** for therapeutic interventions within our community services to be better than the London average, and where waiting is necessary, **support patients and carers to 'wait well'** with up to date information on waiting times, self help information and community resources that can provide additional engagement and support.

## Emerging recommendations (2)

- 7) Ensure equitable access and **consistent provision in North West London of crisis alternative services to A&E and admission**, and raise awareness so that all residents know where and how to access these in times of crisis.
- 8) Ensure **appropriately adjusted mental health services that use trauma informed approaches** are available for different groups, such as young adults and neuro-diverse adults, informed by local and national analysis.
- 9) **Review the quality of our inpatient services** to ensure we are providing timely care, by an expert team in a therapeutic and compassionate environment.
- 10) **Continue to push productivity, in particular:**
  - a) **Optimising inpatient lengths of stay** so that no patient stays in hospital longer than they need to, by improving early discharge planning with system partners and post discharge support in order to reduce re-admission to hospital.
  - b) **Reducing unwarranted variation** in caseloads and staffing so that patients receive person-centred and timely care from community mental health teams.
- 11) **Improve staff retention** and continue our good track record with growing our own. Review the impact of service change on staff, with a view to supporting culture change and managing workloads so that staff vacancies and turnover does not reduce the effectiveness of service developments.
- 12) **Invest in and support the Voluntary, Community and Social Enterprise Sector (VCSE)** to enable locally tailored and visible, community support services; building capacity in providers to plan and develop their services for patients.

# Our shared aims and ambitions

By 2028/29 we will have:

## Ambitions

### RAISED AWARENESS AND PROMOTING WELLBEING

- Raised awareness across North West London so that every resident knows how to access mental health support both in crisis and more widely in the community.
- Developed an assets-based approach to promoting mental health, wellbeing and independent living, partnering with and investing in local community organisations.

### INCREASED EQUITY AND EQUALITY OF ACCESS

- Increased equity and equality of service access to reflect different needs of our local and diverse communities, with greater targeted support to those with severe mental illness.
- A consistent core offer for community and crisis care for adults, with a focus on severe mental illness, that also enables flexibility for local and diverse needs.
- Reduced variation and increased productivity in caseloads and staffing across community services.
- Improved staff recruitment and retention.
- Waiting times measuring in the top quartile in England.

### CARE IN THE RIGHT PLACE

- Integrated care between primary care and mental health teams to enable more person-centred care and a greater focus on adults with severe mental illness.
- High quality inpatient facilities that provide timely care, by an expert team in a therapeutic and compassionate environment.
- Worked together with our Local Authority partners to develop solutions to the housing and employment pathway challenges.

## Outcomes

- Services responsive to population health needs and flexibly delivering changes with no unwarranted variation in outcomes.
- Locally tailored and visible, community support services; built capacity in providers to plan and develop their services for patients.
- Patients and staff reporting better experiences.
- Optimal community and inpatient capacity to respond to growth in need whilst delivering our transformation goals and increasing care in a community setting.
- All people known to mental health services with a crisis management plan that supports them to use crisis alternatives to A&E for de-escalating their needs, where there is no physical health need.
- No person staying longer in a mental health bed than they need to.
- Integrated solutions to housing pathways.
- More people gaining and staying in meaningful employment.
- Zero adult inappropriate acute inpatient stays outside of North West London.

Enabled by:

- Increased funding into mental health, benchmarked with other areas nationally, in line with the medium-term financial plan.
- Allocated resource based on need.
- Consistent suite of outcome measures.

# Proposed phasing

	Ambition	Year 1	Year 2	Year 3	Year 4	Year 5
RAISED AWARENESS AND PROMOTING WELLBEING	Every resident knows how to access mental health support both in crisis and more widely in the community	<ul style="list-style-type: none"> <li>Agree local demographic data and local insights to understand barriers to access</li> <li>Identify target groups with lower access</li> </ul>	<ul style="list-style-type: none"> <li>Develop outreach models</li> </ul>	<ul style="list-style-type: none"> <li>Implement outreach models for target groups with barriers to access/ lower levels of access</li> </ul>		
	An assets-based approach to promoting mental health, wellbeing and independent living	<ul style="list-style-type: none"> <li>Review community mental health support offer</li> <li>Develop common support offer</li> </ul>	<ul style="list-style-type: none"> <li>Review delivery partner capacity</li> </ul>	<ul style="list-style-type: none"> <li>Build capacity in VCSE to enable greater testing/ delivery of models</li> </ul>		
INCREASED EQUITY AND EQUALITY	Increased equity and equality of service access to reflect different needs of our local and diverse communities, with targeted support for SMI	<ul style="list-style-type: none"> <li>Identify target groups with largest variation</li> <li>Identify actions to reduce variation</li> </ul>	<ul style="list-style-type: none"> <li>Take forward actions to reduce variation in outcomes and experience</li> </ul>			
	A consistent core offer for community and crisis care for adults, with focus on SMI, that also enables flexibility for local and diverse needs	<ul style="list-style-type: none"> <li>Review current offer(s)</li> <li>Develop common community and crisis offer</li> </ul>	<ul style="list-style-type: none"> <li>Move towards common offers using productivity improvements and/ or resource</li> </ul>			
	Reduced variation and increased productivity in caseloads and staffing across community services	<ul style="list-style-type: none"> <li>Single approach to monitoring, baselining and evaluation to identify areas for action</li> </ul>	<ul style="list-style-type: none"> <li>Embed QI approach, with initial focus on older adults</li> </ul>	<ul style="list-style-type: none"> <li>Agree further set of initiatives, with continued shared learning</li> </ul>		
	Improved staff recruitment and retention	<ul style="list-style-type: none"> <li>Recruitment to the top five hard to fill vacancies (MH nurses)</li> </ul>				
	Waiting times measuring in the top quartile in England	<ul style="list-style-type: none"> <li>Develop standard approach to waiting well information across all services</li> </ul>	<ul style="list-style-type: none"> <li>Identify services that have the longest waits or greatest need, along with indicative opportunities</li> </ul>	<ul style="list-style-type: none"> <li>Take forward opportunities, better informed by population health management</li> </ul>		
CARE IN THE RIGHT PLACE	Integrated care between primary care and mental health teams, with focus on SMI		<ul style="list-style-type: none"> <li>Consider further opportunities of Mental Health ARRS in primary care</li> </ul>	<ul style="list-style-type: none"> <li>Mapped to the further development of Integrated Neighbourhood Teams</li> </ul>		
	High quality inpatient facilities	<ul style="list-style-type: none"> <li>Review inpatient facilities in line with developing plan</li> </ul>	<ul style="list-style-type: none"> <li>Implement as per Inpatient Quality Transformation Plan</li> </ul>			
	Develop solutions to the housing and employment pathway challenges	<ul style="list-style-type: none"> <li>Expansion in employment advisors in Talking Therapies</li> </ul>	<ul style="list-style-type: none"> <li>Identify opportunities with LA on housing pathway</li> </ul>	<ul style="list-style-type: none"> <li>Take forward opportunities, better informed by population health management</li> </ul>		



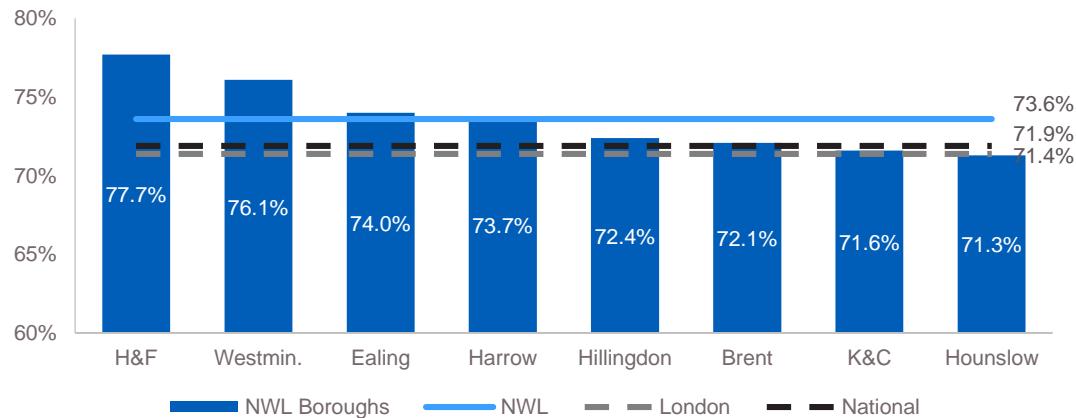
# Appendix 1 – supporting information for needs assessment

# ~75% of people in North West London self report high happiness/ satisfaction this drops to below 30% for those with a high anxiety score

## Self-reported happiness

Percentage of respondents with a high score [2020/21]

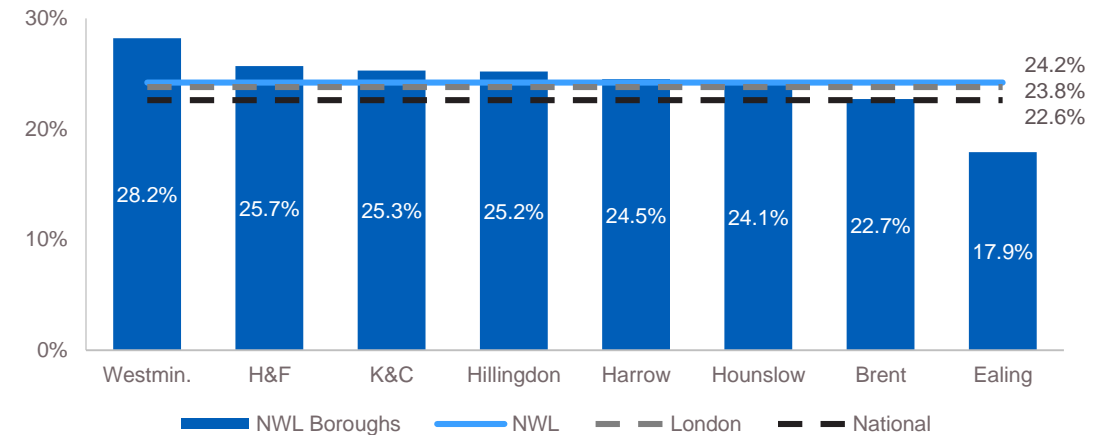
Source: Public health profiles, OHID, 2020/21



## Self-reported anxiety

Percentage of respondents with a high score [2020/21]

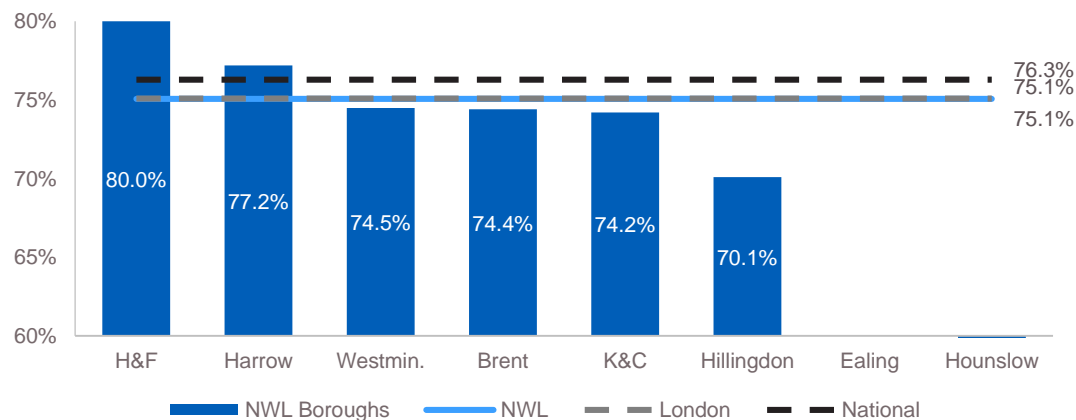
Source: Public health profiles, OHID, 2020/21



## Self-reported satisfaction

Percentage of respondents with a high score [2020/21]

Source: Public health profiles, OHID, 2020/21

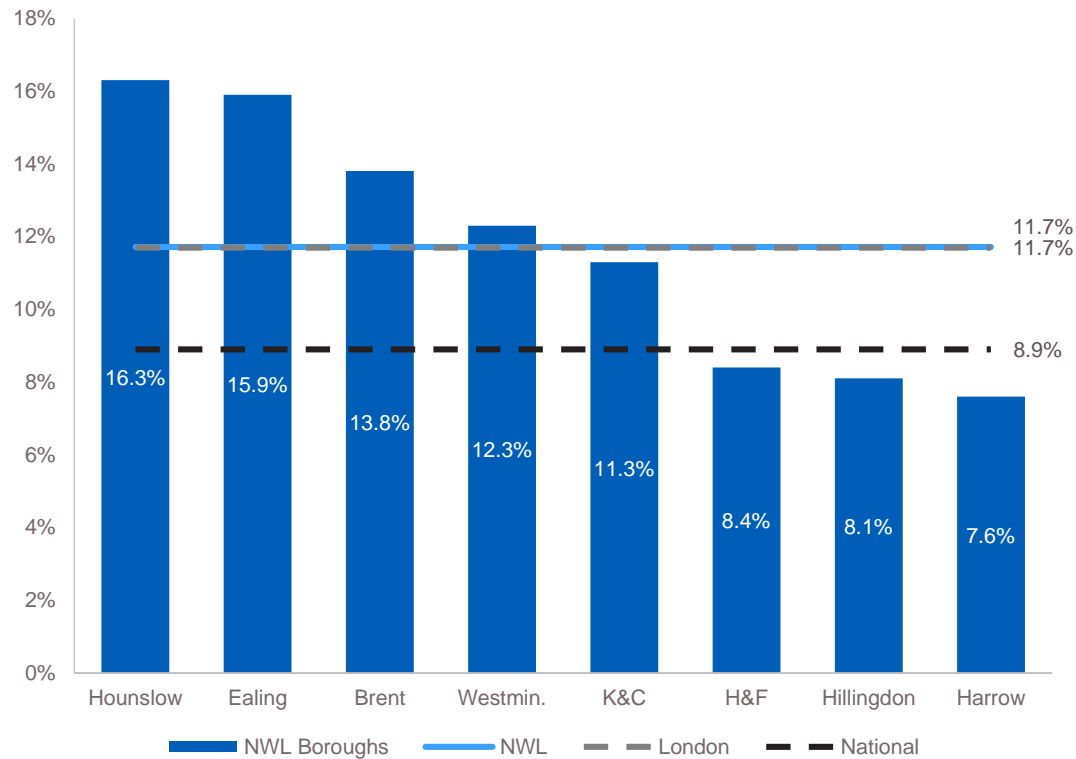


# Smoking rates are higher amongst adults with a long term mental health condition – and vary across Boroughs

## Smoking prevalence in adults (18+)

Current smokers as a percentage of adult population [2022]

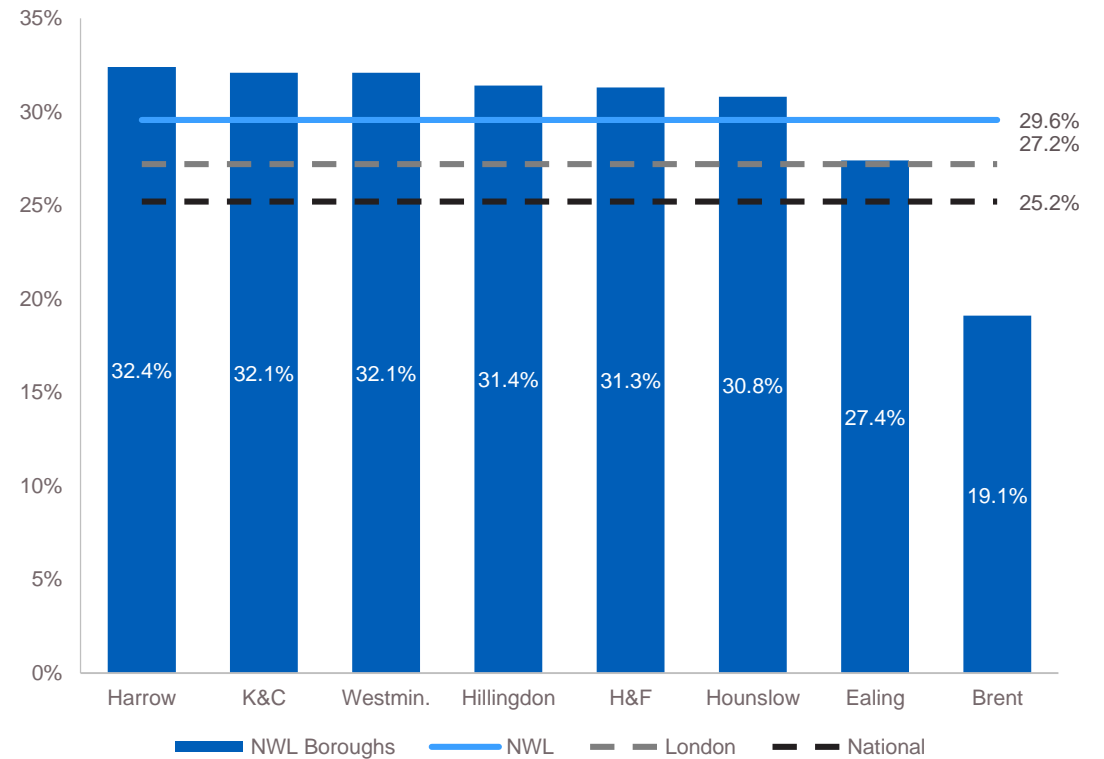
Source: Public Health England, 2022



## Smoking prevalence in adults with a long-term MH condition:

Current smokers as a percentage of population with MH conditions [2021/22]

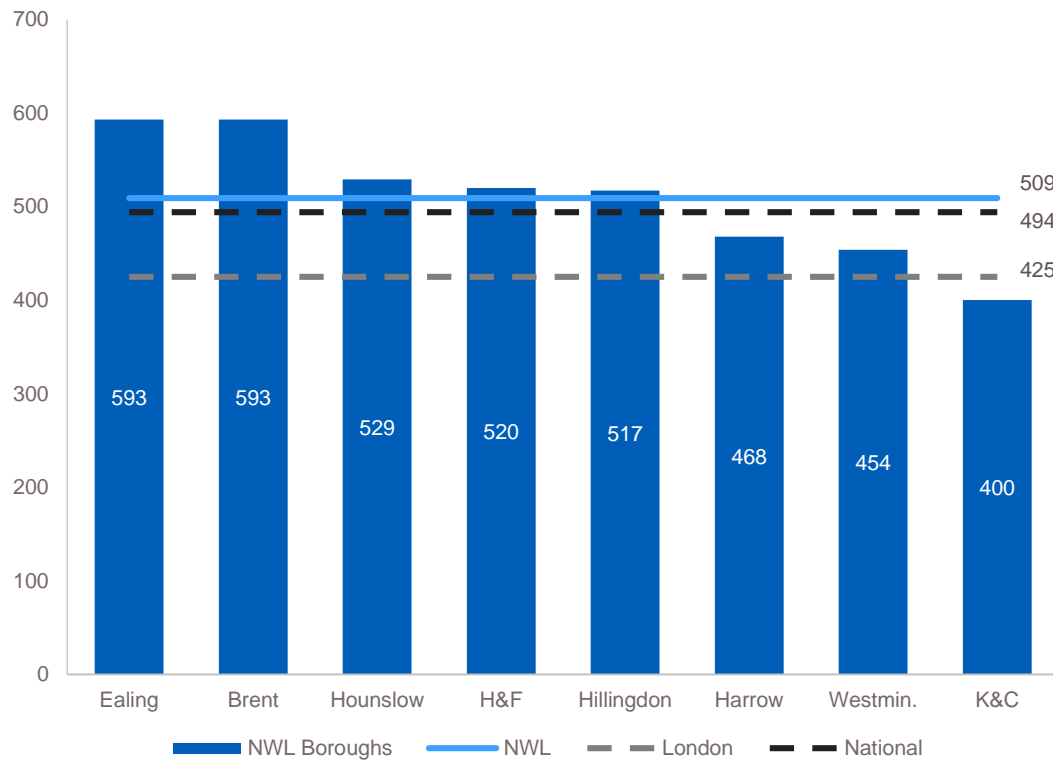
Source: Public Health England, 2021/22



# Alcohol misuse is a risk factor for poor mental health, with variable levels of prevalence and variable success rates

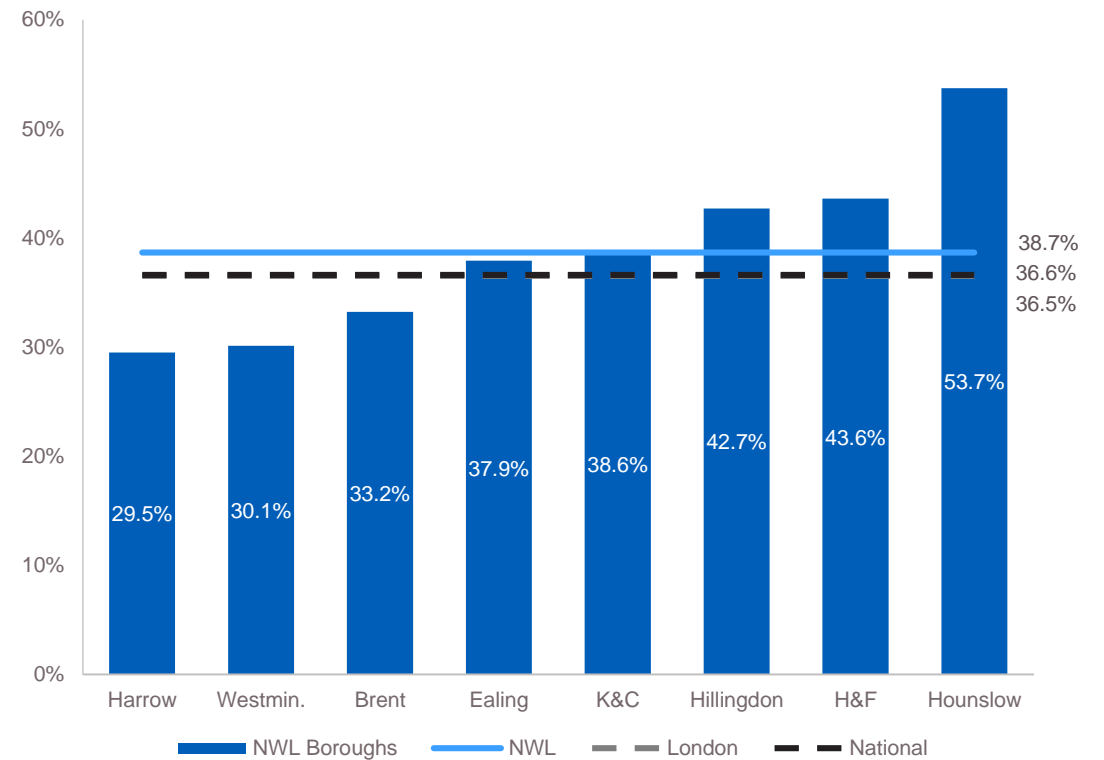
**Admission episodes for alcohol-related conditions: Number of episodes (primary diagnosis) per 100,000 standardised population [2021/22]**

Source: Public Health England, 2021/22



**Successful completion of structured alcohol treatment: Percentage of alcohol users that left treatment successfully [2021]**

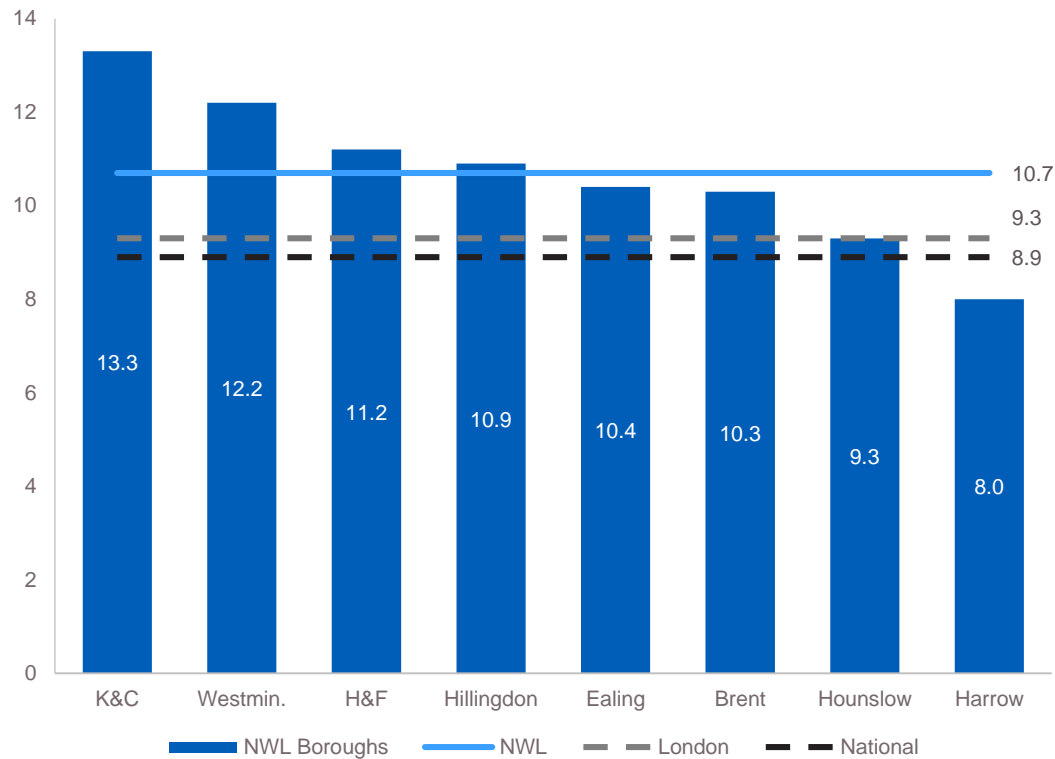
Source: Public Health England, 2021/22



# Drug misuse is also a risk factor for poor mental health, with variable levels of prevalence and variable success rates

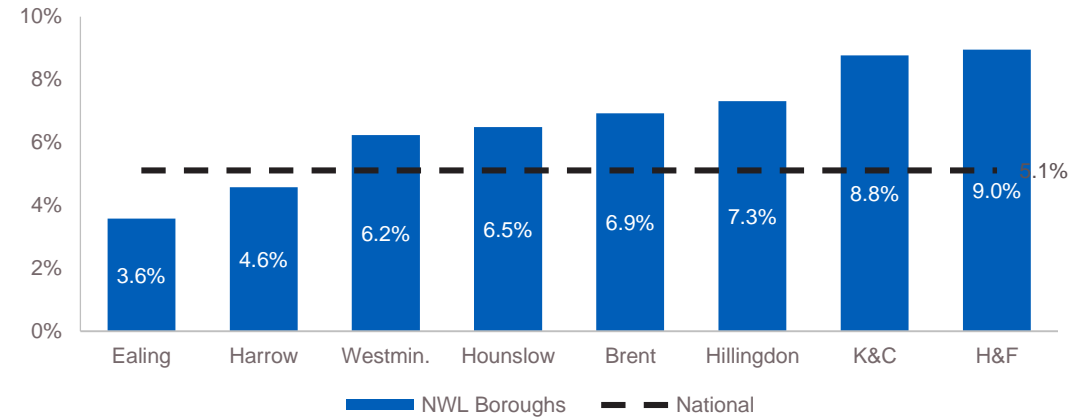
**Estimated prevalence of opiate and/or crack cocaine use**  
Crude rate per 1,000 population aged 15-64 [2016/17]

Source: Public Health England, 2016/17



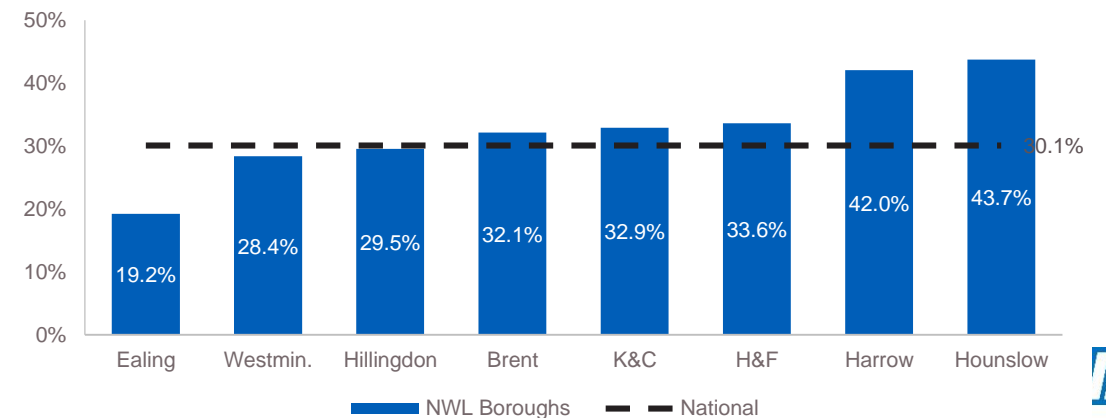
**Successful completion of opiate treatment:**  
Percentage of treatment plans completed [August 2022 – July 2023]

Source: National Drug Treatment Monitoring System (NDTMS), 2023



**Successful completion of non-opiate treatment**  
Percentage of treatment plans completed [August 2022 – July 2023]

Source: National Drug Treatment Monitoring System (NDTMS), 2023

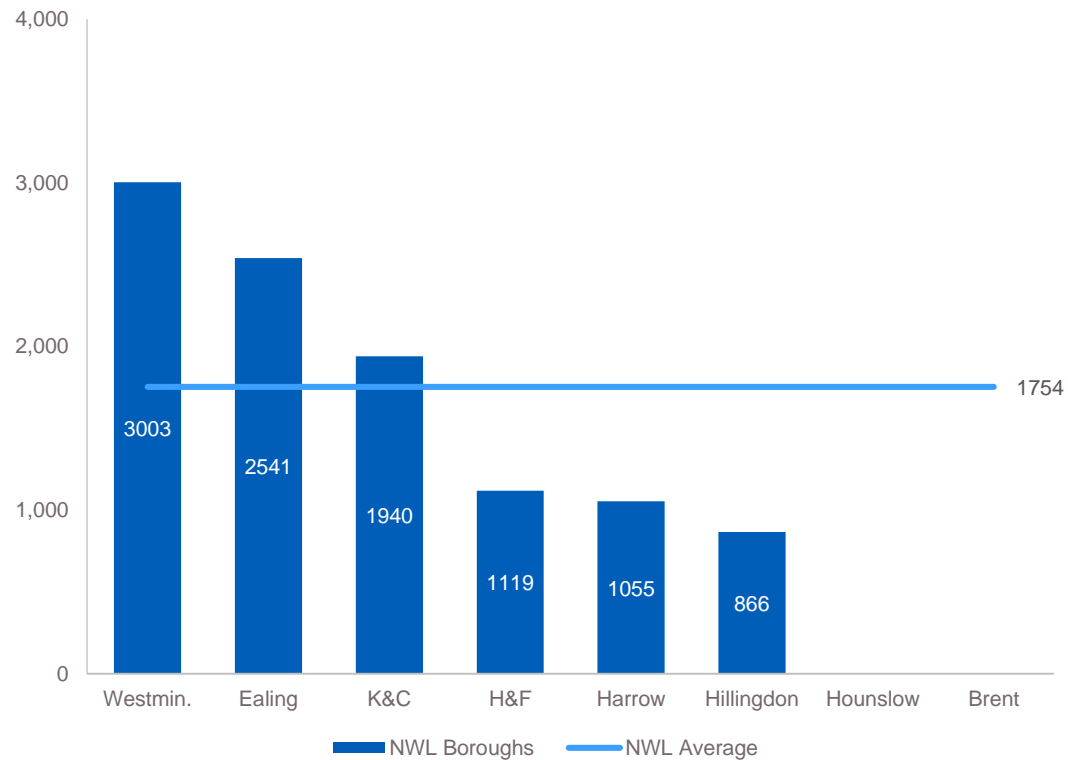


# Housing is a challenge for c. 1/3 of people with more severe mental health conditions

## Homelessness: households in temporary accommodation

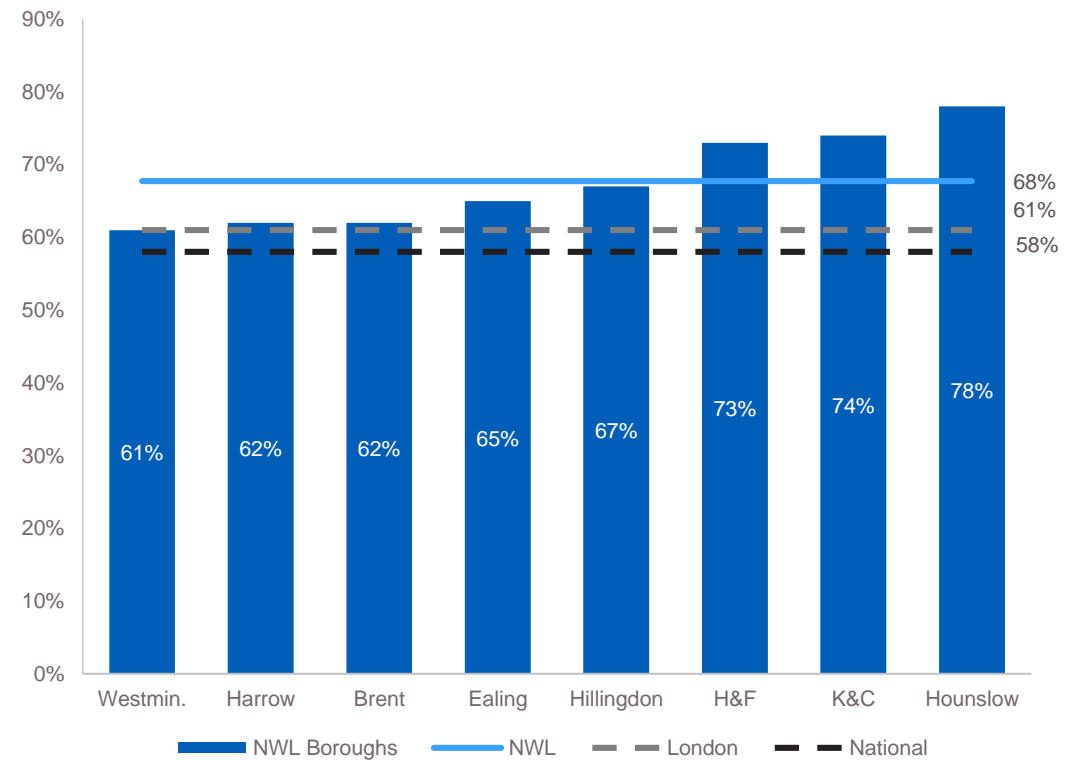
Total number of households [2023 Q1]

Source: Gov.uk, 2023 Q1



## Adults receiving secondary MH services who live in stable and appropriate accommodation: Proportion of adults [2020/21]

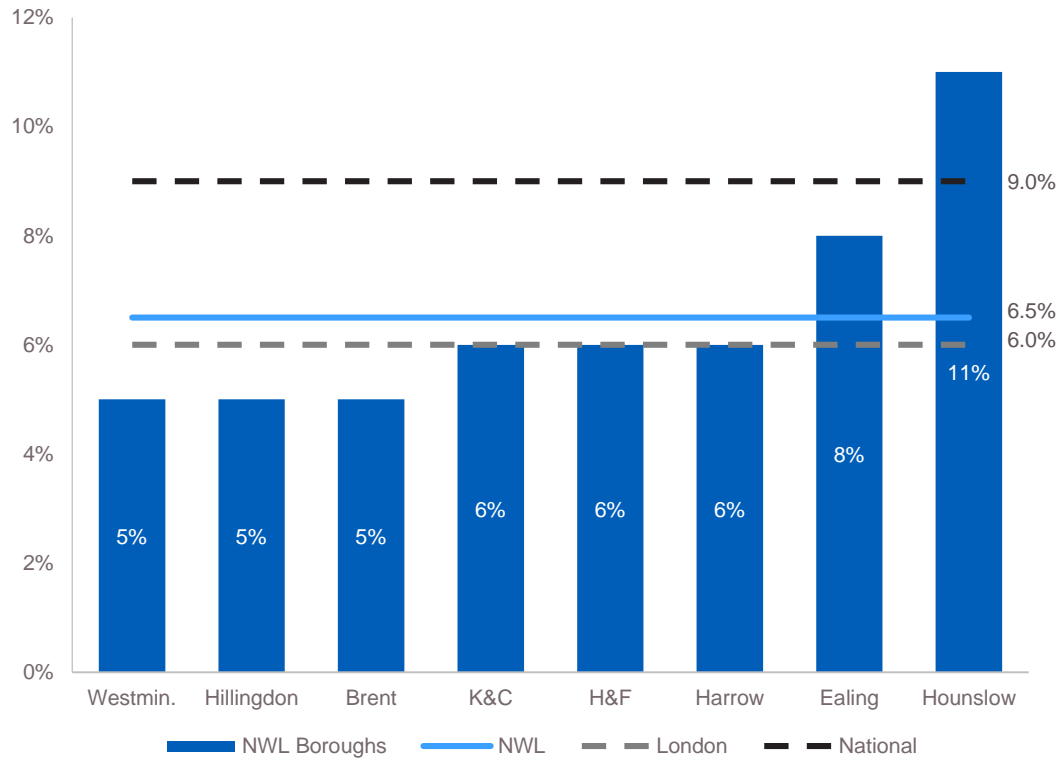
Source: Public Health England, 2020/21



# Less than 3% of people in contact with secondary mental health services are in paid employment – versus over 60% with a physical/mental long term condition

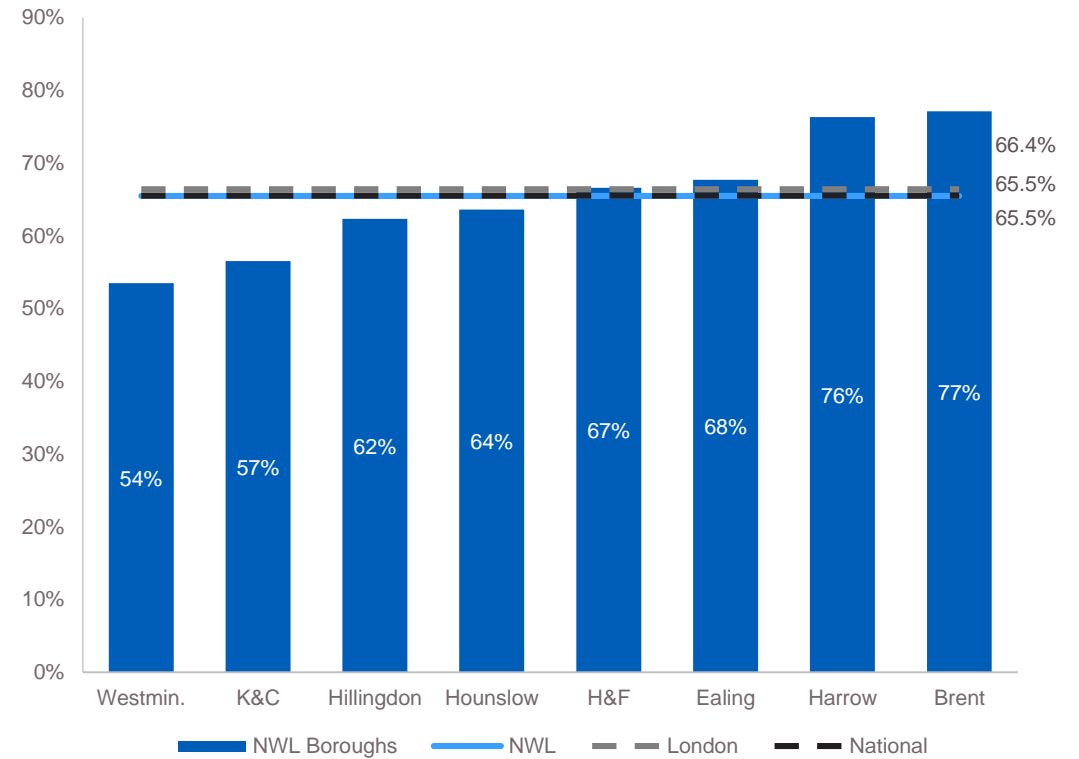
**People receiving secondary MH services who are in paid employment: Proportion of people [2021/22]**

Source: Public Health England, 2021/22



**People with physical / mental LTC who are in paid employment: Proportion of people [2021/22]**

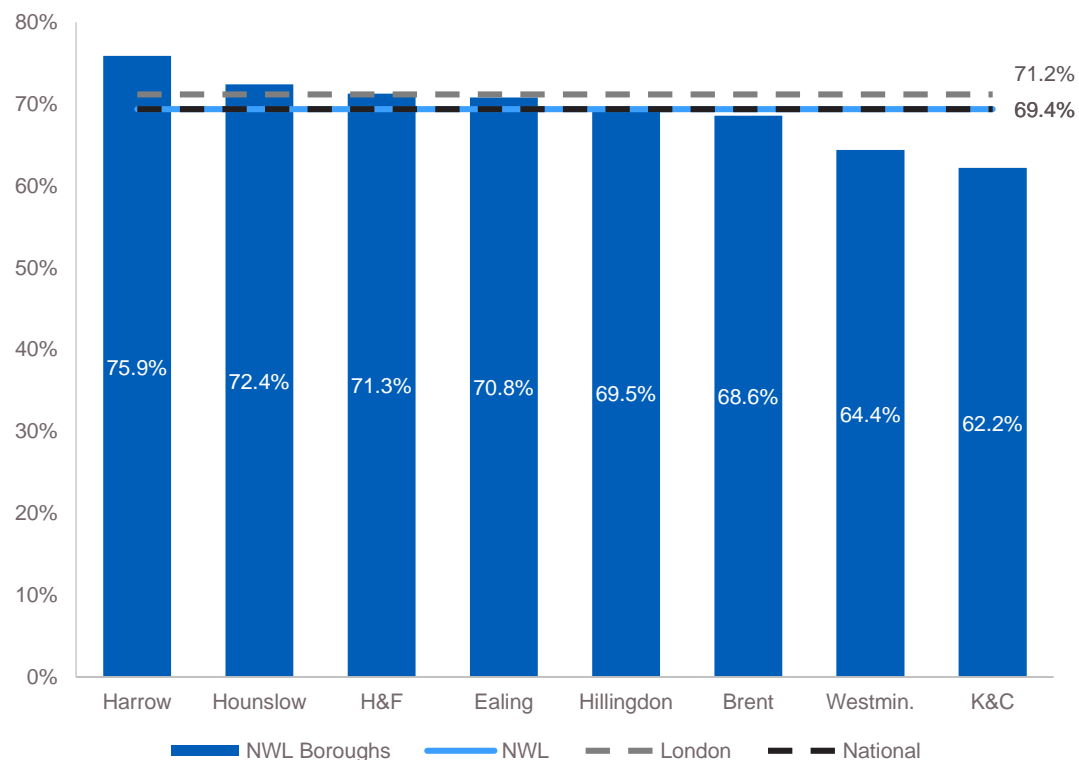
Source: Public Health England, 2021/22



# People helped into employment are less likely to need support from community mental health services and have further inpatient admissions

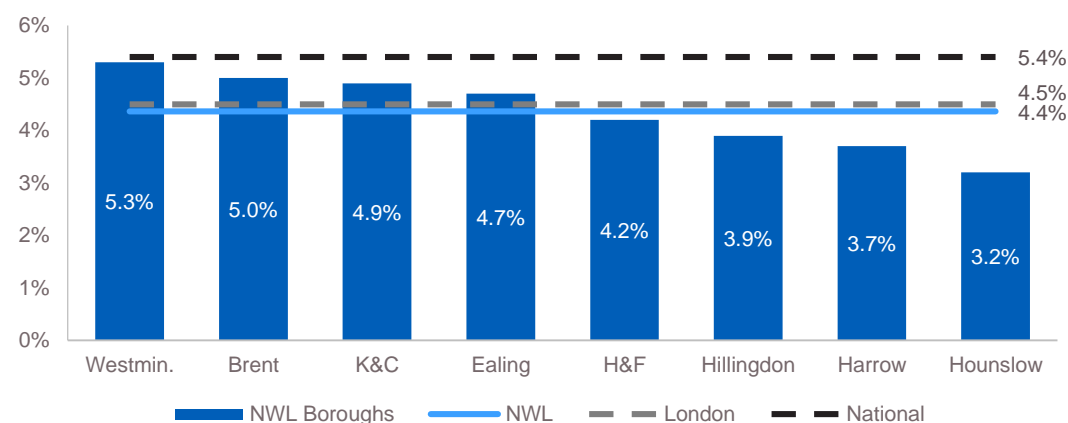
**Gap in employment rate for those who receive secondary MH services: Percentage point difference with overall rate [2021/22]**

Source: Public Health England, 2021/22



**Employment and support allowance claimants: Proportion of population [2018]**

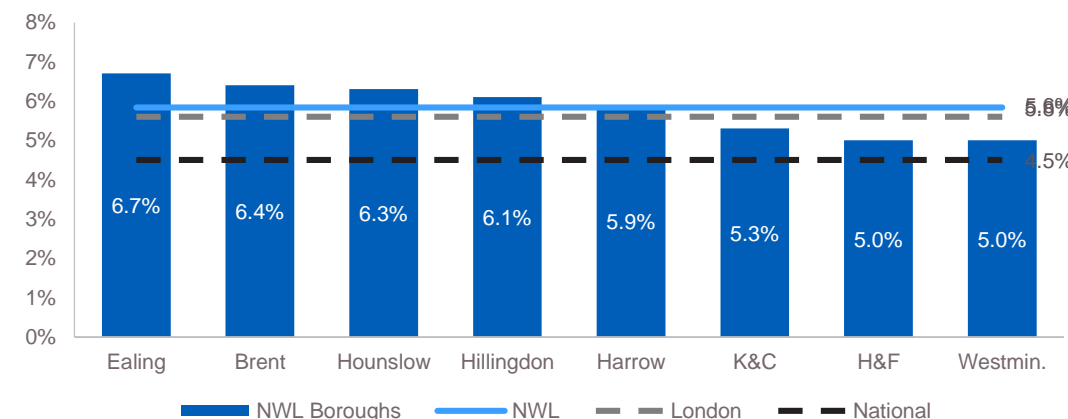
Source: Public Health England, 2018



**Unemployment rate:**

Percentage of over 16 population who are unemployed

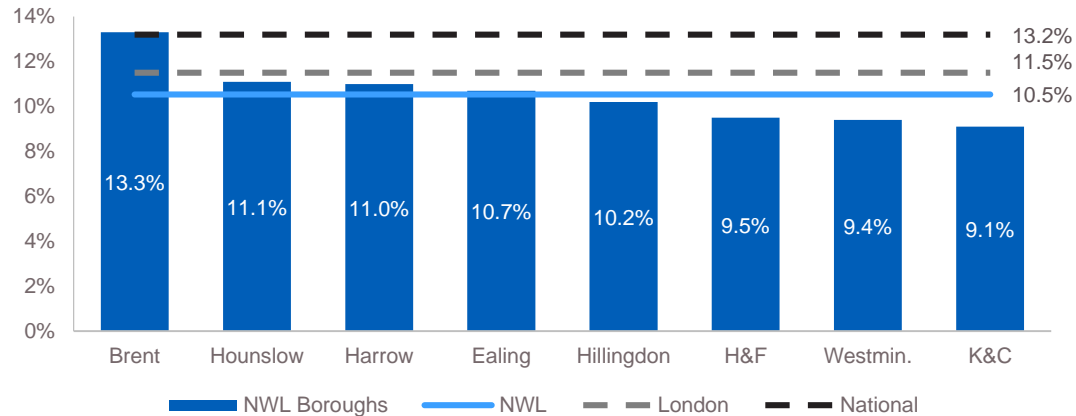
Source: NOMIS – Labour Force Survey, 2021-22



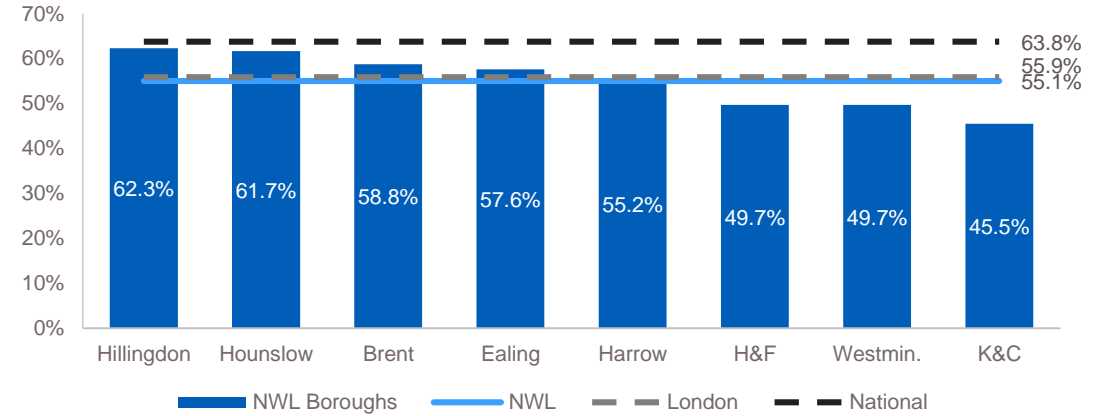


# Other risk factors related to mental health problems

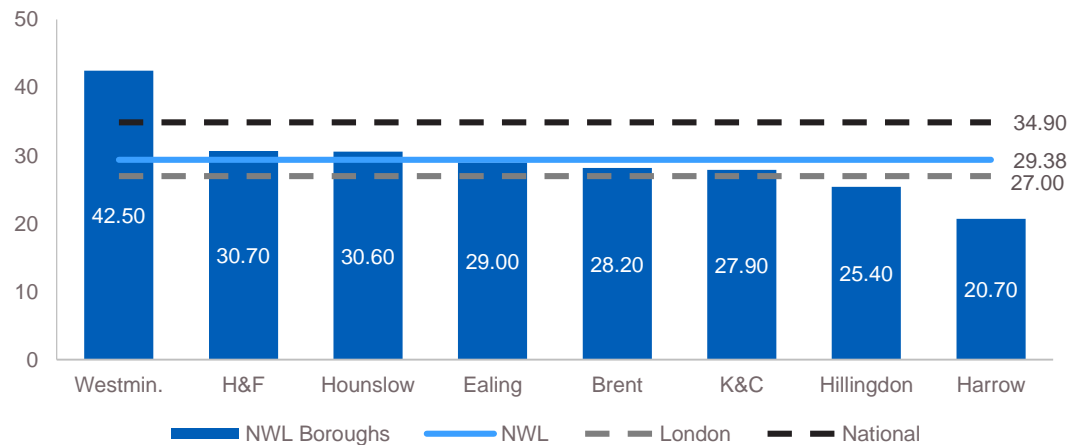
**Fuel poverty (households with low income, poor energy efficiency, energy prices): Proportion of households in fuel poverty [2020]** Source: Gov.uk, 2020



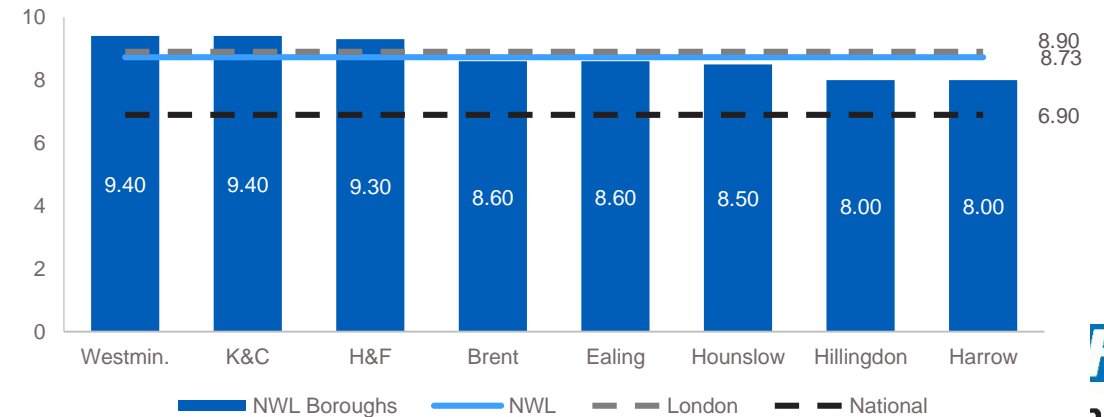
**Percentage of population classified as overweight or obese** Source: Public Health Outcomes Framework, 2021/22  
**Percentage of over 18 population [2021/22]**



**Violent crime rate:** Source: Public Health Outcomes Framework, 2021/22  
**Violent offences per 1,000 population [2021/22]**

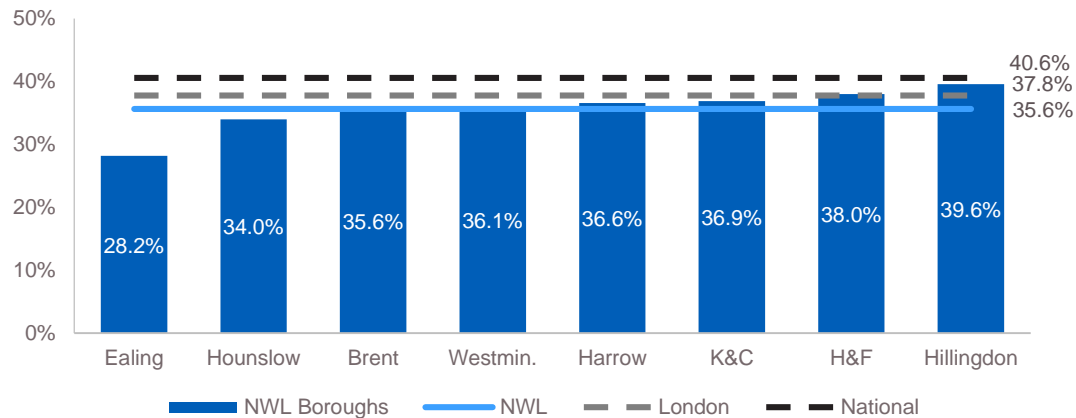


**Air pollution:** Source: Public health profiles, 2020  
**Mean fine particulate matter in micrograms per m3**

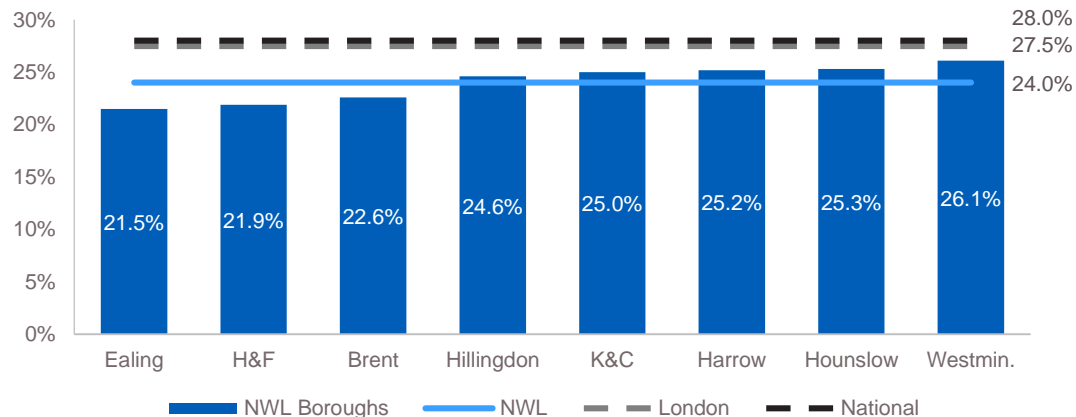


# Social interaction and physical activity are vital to good mental health

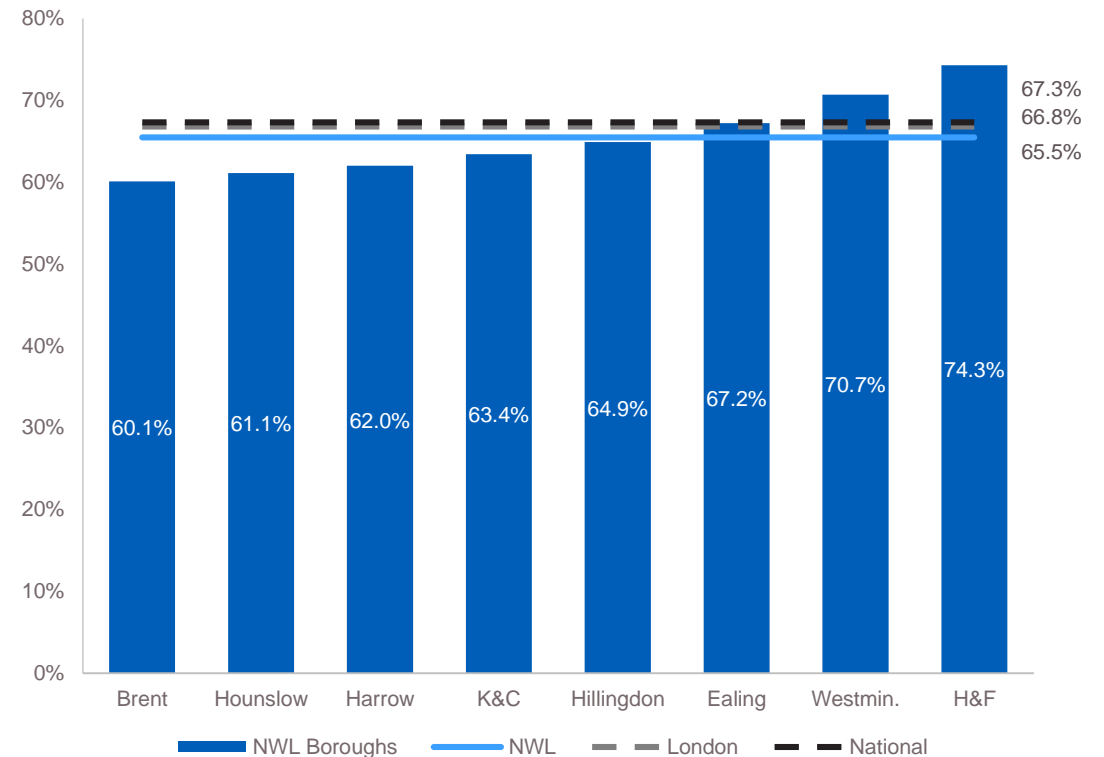
**Social isolation (adult social care):** Proportion of adult social care users who have as much social contact as they would like [2021/22] Source: Public Health Outcomes Framework, 2021/22



**Social isolation (adult carers):** Proportion of adult carers who have as much social contact as they would like [2021/22] Source: Public Health Outcomes Framework, 2021/22



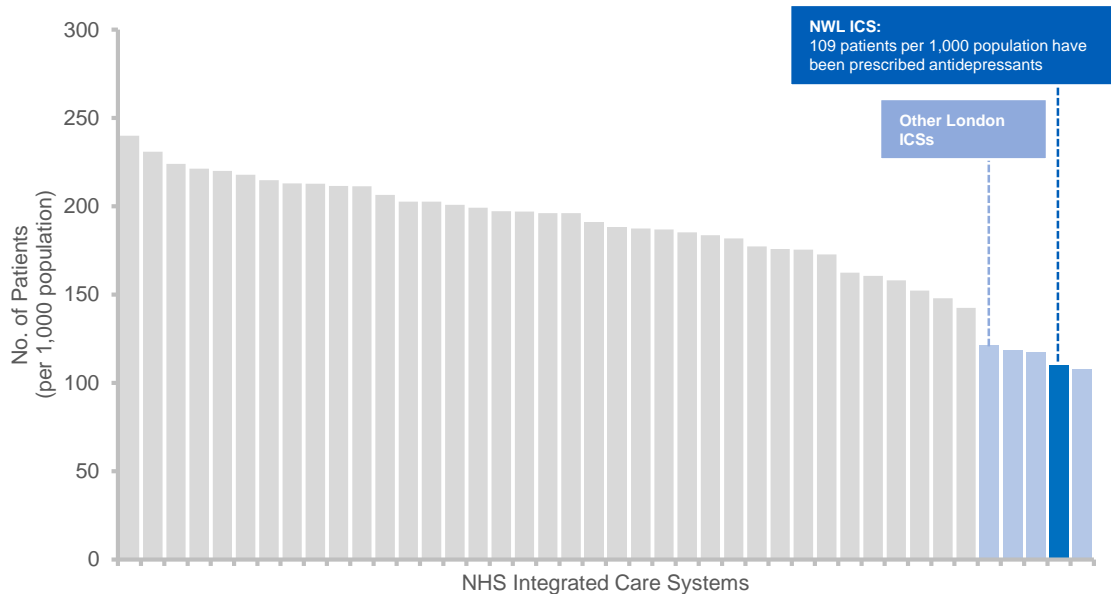
**Physical activity:** Percentage of adults who are physically active [2021/22] Source: Public Health Outcomes Framework, 2021/22



# North West London has one of the lowest levels of antidepressant prescribing in the country, though this has grown 14% since the pandemic

## No. of patients prescribed antidepressants

per 1,000 population: FY22/23

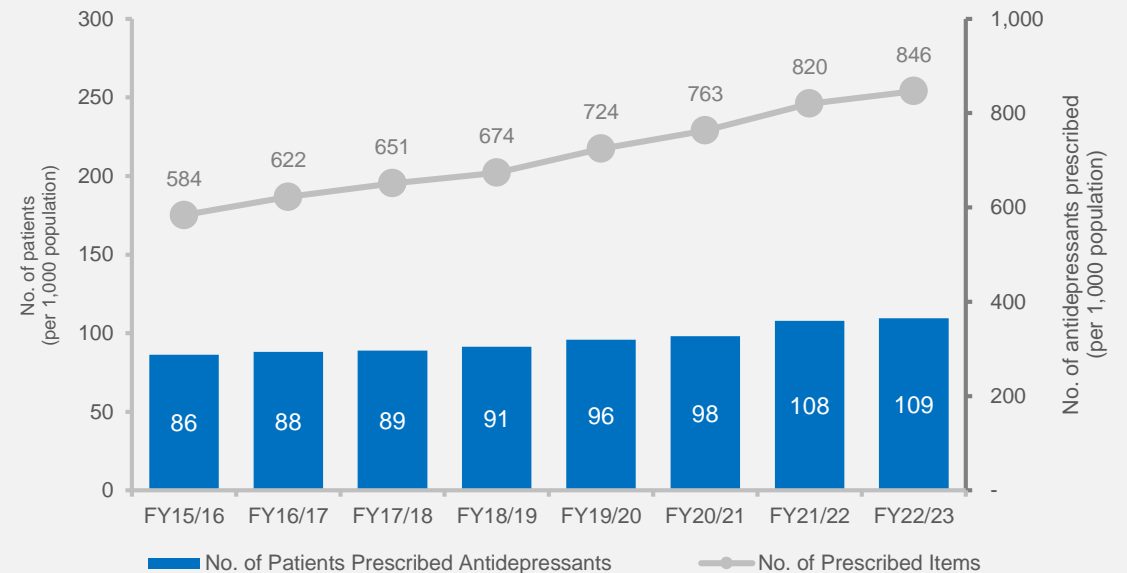


- **North West London ICB** has the **2<sup>nd</sup> lowest** level of antidepressant prescribing.
- **This is in line with other London ICBs**, which together have significantly lower levels of antidepressant prescribing than other England ICBs.
- **The national median is 190 patients per 1,000 population** being prescribed antidepressants – **72% higher than NWL**.
- North East and North Cumbria (NENC) ICB has the highest rate of antidepressant prescribing, with 240 patients per 1,000 population being prescribed antidepressants.

Source: NHS BSA Medicines Used in Mental Health Dataset (2015/16 – 2022/23)

## No. of patients and no. of antidepressants prescribed

per 1,000 population: FY16 – FY23



- North West London ICB's level of antidepressant prescribing has **grown 3% year-on-year** over the **past 8 years**, with **total growth of 27%**.
- The level of antidepressant prescribing has **grown 14% since the COVID-19 pandemic**.
- The no. of antidepressants prescribed has grown at a higher rate – **4.8% year-on-year**, with **total growth of 45%**, suggesting patients with depression are taking more antidepressants than previous levels.